



ProQuest Dialog™

Frequently Asked Questions

Frequently Asked Questions (FAQ)

Click any link for answers to the question.

Background

1. [What's new?](#)
2. [What was the focus of Dialog's new development?](#)

Technical Requirements

3. [What are the technical requirements for the service?](#)

Login and Pricing

4. [How can I login?](#)
5. [Are additional login methods available?](#)
6. [Is transactional access available?](#)
7. [How can I find pricing information on a database?](#)
8. [What are some of the enhancements to transactional pricing?](#)
9. [Will DialUnits exist and will "time" be a factor?](#)
10. [Can I use a subaccount?](#)
11. [As a transactional customer, how can I get a cost estimate of my search?](#)

Databases and Content

12. [What content is available and what databases are provided?](#)
13. [Can I select specific databases?](#)
14. [Will I be able to access ProQuest from ProQuest Dialog?](#)
15. [How can I view a list of available databases?](#)
16. [Can I control the order of my databases?](#)
17. [Can I perform cross-database searches?](#)
18. [Can I perform DIALINDEX® \(File 411\) searches as I have done in the past?](#)

Searching

19. What new search tools are offered?
20. What search options do I have in ProQuest Dialog?
21. What is basic search?
22. When I enter free-text terms what fields is ProQuest Dialog searching?
23. How many characters can I enter in the basic search field?
24. Is there a limit to the length of search statements?
25. What truncation capabilities does ProQuest Dialog provide?
26. Can I use Boolean operators and proximity connectors?
27. What is the order of operator preference?
28. What are smart searches?
29. What Sort options are available?
30. Can I remove duplicate records?
31. Can I control the order of databases so that I can see documents from the sources I prefer?
32. Can I search by fields as I did in the past on DataStar or Dialog?
33. Can I search for cited authors across databases?
34. What are some database-specific enhancements within Advanced Search?
35. While searching Medline, how do I limit results by „Document status“?
36. Is thesaurus searching available?
37. How do I EXPLODE thesaurus terms in ProQuest Dialog?
38. How do I enter MeSH or EMTREE terms in Command Line Search?
39. Can I use EXPLODE in a search statement?
40. How do I link qualifiers to thesaurus terms?
41. Where can I find the qualifier terms and codes for MEDLINE?
42. Where can I find the qualifier terms and codes for Embase?
43. Can I stack fields as I did on Dialog and DataStar?
44. Does the new search interface allow me to perform iterative searching or control traditional sets?

45. Is there a way to bypass the Results page when I'm creating search sets?
46. Can I combine sets as I did in DataStar and Dialog?
47. In multifile searching, can I restrict part of the search to a particular database?
48. Can I use limiters to qualify to full text, abstract available, scholarly journals, etc.?
49. If I make a syntax error, can I see any indication of what the problem was?
50. What tools are available to find citations by authors, titles or journals?
51. What is Find Similar?
52. Does the Results page help me understand the content of my search?
53. From the "Narrow results by..." options, what does **Subjects** find?
54. What is the Date slider, and how can I search publication dates or years?
55. Can I save my searches and results?
56. Can I create Alerts or RSS feeds from my searches?
57. Can I set the day my alerts will run?
58. Will weekly alerts still have the four-hour time windows (e.g. 6 am – 10 am) for delivery as is currently available?
59. What time zone are alerts triggered from?
60. Can I track and resend my Alerts?
61. Do I need a My Research account to create an alert, feed, or save search?
62. Can I rearrange the order of my alerts while in My Research?
63. Does ProQuest Dialog confirm that alerts, feeds, and saved searches are saved?
64. From alerts, can I retrieve a copy of the full text article, e.g. SFX, etc.?
65. When creating alerts, what documents are considered „newly published' versus „historical'?
66. How can I import Saved Searches from Dialog or DataStar?

Viewing Results

67. What are my options for viewing records following a search?
68. How can I change the number of records displayed on the results page?
69. Can I view multiple records at a time?
70. What are the available download formats?

71. Will my search terms be highlighted?
72. Where can I locate the accession number of results?
73. Can I identify full-text articles?
74. What tools in the new platform can help with analysis of results?
75. What do the format icons indicate?
76. How can I get a preview of results?
77. What is 360 Link (do I need to be eLink enabled)?
78. What features can I use from the full document display?
79. How do I save records following a search?
80. What exporting capabilities does the site have?
81. What output format can I use an alternative to WebCharts?
82. Can I print and share my results with colleagues via email?
83. Is there a limit to the number of articles that I can check off for emailing?
84. How many languages are available for translation?
85. Can I export translations to ProCite®, EndNote® or Reference Manager®?
86. What is My Research?
87. How can I control preferences?
88. What is the ProQuest Administrator Module?
89. How can I share results with constituents of my enterprise without requiring them to sign into ProQuest Dialog?
90. As a My Research Administrator, when I set an account to expire on a specific day, what time will the expiration take affect?
91. Are notes and tags searchable?
92. Can I add comments or tags to my results?
93. What is a Widget and how can I use it?

Logging Off

94. How do I logoff?
95. Whom should I contact if I do not see an answer to my question(s)?

Q. What's new?

A. Recently we have added the following enhancements to ProQuest Dialog to improve your search experience:

- [Alerts & RSS](#)
 1. Enhancements to the “Create Alert” process
 2. Delivery formats
 3. Editing Alert sets
- [Saved Searches and Alerts Migration – DataStar customers](#)
- [Duplicate detection \(including Search\)](#)
- [Command Line Searching](#)
- [Iterative searching with sets](#)
- [Post-Processing](#)
- [Transactional content & project tracking](#)
- [New classification filter added for searching Embase in Advanced search](#)

Q. What was the focus of Dialog’s new development?

A. Innovation often begins with a problem that needs solving. With ProQuest Dialog, scientists and engineers can explore these problems, determine how and by whom they are being addressed and find new solutions. Future releases will add additional content and features to enable legal professionals to determine if others are targeting the same problem and if the answer is both unique and protectable and will provide tools for business intelligence professionals to track customers, market trends and competitors.

Technical requirements

[Top](#)

Q. What are the technical requirements for the service?

A. Technical requirements for using ProQuest Dialog include the following:

- **Browser:** IE 6 is supported but not recommended. Browser 7 IE+ or Mozilla Firefox 3.5, Safari, Opera, Google Chrome
- **Operating System:** WinXP
- **Screen Resolutions:** 1280 X 768
- **Cookies (Client, Server, & Gateway):** Enabled
- **JavaScript:** Enabled
- **Adobe® Acrobat:** Enabled
- **Flash:** Enabled

See also [ProQuest Dialog Help](#) for specific accessibility questions.

Note: Lower version browsers such as IE 6 through 7 and Firefox 3.0 and higher may have visual differences in how buttons, layers, navigation, and other JavaScript specific features appear.

Login and Pricing

[Top](#)

Q. How can I login?

A. ProQuest Dialog uses a standard login with a username and password. The “remember me” checkbox works best in Firefox browsers.


Q. Are additional login methods available?

A. Other methods of access such as IP authentication and login by Proxy are available and Shibboleth® will be available in a future release.

Note: Links to Institutional access and Athens sign-on are specific access options that are available to corporate subscription accounts as applicable.

Q. Is transactional access available?

A. Transactional access is available. From the database lists when you click Change at the top of the screen you can see those products that are available with transactional pricing.



Q. How can I find pricing information on a database?

A. When you click the “Price” icon next to a database you can see additional information as shown below:

You are searching: 1 database (See list | Change >)

< ProQuest Dialog Home | Pharmaceutical & Biomedical Home

ProQuest
Dialog DataStar

Adis Clinical Trials Insights

Search | Advanced ▾ Pricing


Pricing information


Document format pricing

Citation/Abstract	\$21.60 USD
Brief Citation	\$0.33 USD
Brief Citation/Abstract	\$0.33 USD
Citation	\$1.62 USD
Full text PDF	\$21.60 USD
Full text	\$21.60 USD
Full text + graphics	\$21.60 USD

Additional pricing information



From the results list you can also see the pricing icon for each hit that transactional content is available. For results where you have a subscription you will not see the pricing icon.

1  [Total chemical synthesis of a D-enzyme: the enantiomers of HIV-1 protease show demonstrations of reciprocal chiral substrate specificity.](#)

(Jun 5, 1992)  Pricing

...dimensionally folded enzyme molecule forming a ...18). As with all enzymes, HIV PR owes its specificity ...asymmetry of the enzyme molecule. (22.) The L- and D-enzymes in this study

Found in: Gale Group Health Periodicals Database

 Brief citation  Full text

If you click the price icon from results, you will see specific information concerning the price of the documents found in a specific database.

Pricing Information

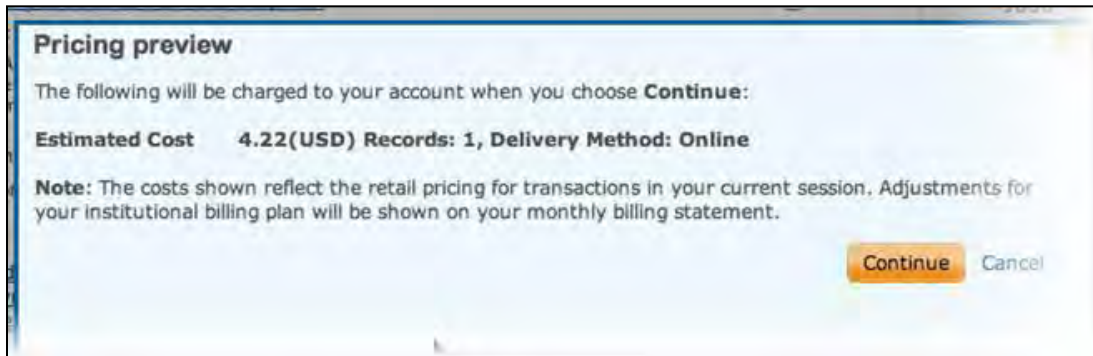
Document Pricing for: Gale Group Health Periodicals Database

Citation	\$ 3.03 USD
Brief Citation	\$ 0.26 USD
Citation/Abstract	\$ 4.22 USD
Full text	\$ 4.22 USD

Note: The costs shown reflect the retail pricing for transactions in your current session. Adjustments for your institutional billing plan will be shown on your monthly billing statement.

Close

A similar message will display when you decide to purchase a transactional item from your results list. A message will appear for you to confirm the estimated cost.



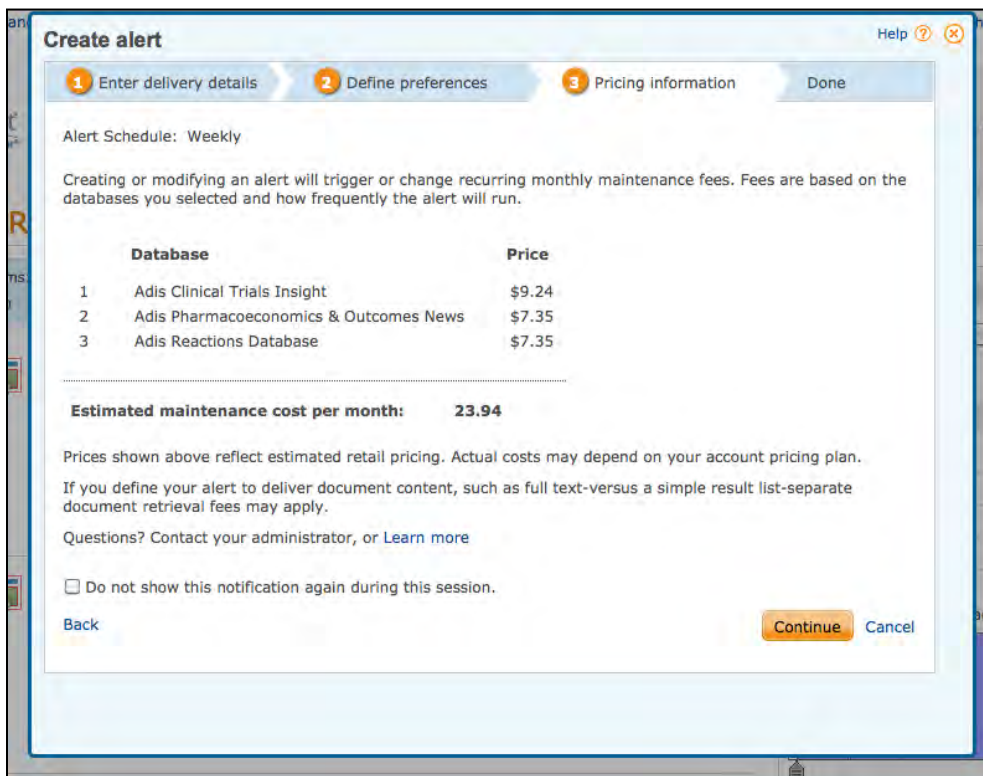
By clicking the “Cost Estimate” link from any session you can see a summary your charges.

Alert billing details will be implemented in a later release.

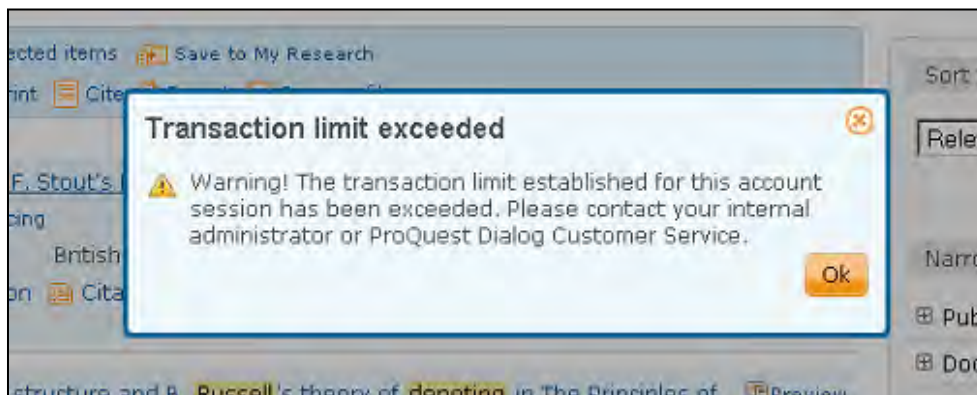
Q. What are some of the enhancements to transactional pricing?

A. A full set of prices are available on each Database Information page. Additionally, whenever you perform an action that would incur a charge, you are informed of this, shown the retail price for the action, and given the option to cancel the transaction. And, our "Cost Estimate" page gives you a running “tally” of the activity and retail charges for their current session.

- From the “Create alert” you can see a third tab for transactional databases



- Administrators can set up an in-session spend limit, which will alert their users when they exceed a specified dollar-value spending limit during their session. Additionally, the notifications appear regardless of the kind of priced transaction you perform; and they always appear at the same step in the workflow – immediately after you've exceeded the limit.

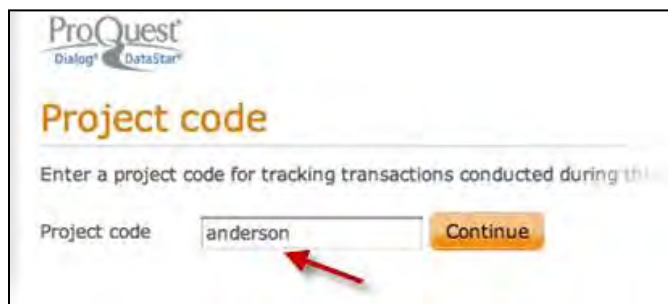


Q. Will DialUnits exist and will “time” be a factor?

A. With ProQuest Dialog you can walk away from connect time and DialUnits forever! You never again will need to worry about how much time you spend on a search or how long it takes to construct a strategy or how many databases you are using.

Q. Can I use a subaccount?

A. If you search products with transactional pricing you can choose or enter a project code depending on how your administrator has set this up for you. The example below shows the option to enter a subaccount code similar to legacy Dialog and DataStar products where you can create a code after logging in for billing recall.



Q. As a transactional customer, how can I get a cost estimate of my search?

A. To view estimated costs of your session click Cost Estimate at the top right of the screen at any time during the session. Be sure to check the estimate before ending your session.

You are searching: 1 database ([See list](#) | [Change >](#)) 2 Recent searches | 0 Selected items | My Research | Welcome, Louise [Sign out](#)

Search | [Back to results](#) [Cost Estimate](#) | [Preferences](#) | [English](#) | [Help](#)

ProQuest **Gale Group PROMT®**

Cost Estimate

Summary

Date	Time	Total estimated cost
26 Sep, 2011	10:08:27 EDT	\$4.29 (USD)

Additional platform or session fees may appear in your billing statement if applicable.

Transaction history

Time	Records	Delivery method	Estimated cost
10:08:19 EDT	1	Online	\$4.29 (USD)
Database(s): ♦ Gale Group PROMT®; 1972 to date (Full text: 1)			\$4.29 (USD)

Tips

The costs shown here reflect the retail pricing for transactions in your current session. Any adjustments for your institutional billing plan are not reflected here, but will be shown on your monthly billing statement.

[Learn more](#)
Visit the [Select Databases](#) page and click the Pricing link to learn more about transactional costs for individual databases.

Authoritative answers

[Contact Us](#) | [Privacy Policy](#) | [Accessibility](#) | [Sitemap](#) | [End Session](#)

Copyright © 2011 ProQuest LLC. All rights reserved. [Terms and Conditions](#)

Databases & Content

[Top](#)

Q. What content is available and what databases are provided?

A. There are a total of 69 databases available. There have been enhancements made to several databases, such as Embase®, which allow you to purchase subscriptions to “parts” of particular databases.

You can view by the image of the industry or the list of industries with databases displayed as needed.

Search industries [List view](#)



Aerospace & Defense



Automotive



Chemistry



Energy & Environment



Engineering & Technology



Food & Agriculture



Healthcare



Pharmaceutical & Biomedical



Telecommunications & Computing

The screenshot shows the ProQuest Dialog search interface. At the top, it indicates "You are searching: 69 databases (See list | Change >)" and "0 selected items". The user is logged in as "Louise" and can sign out. The search bar is empty, and the search type is set to "Advanced search". Below the search bar, there are two sections for "Search industries (9) Image view". The first section is "Aerospace & Defense" with a search icon and a list of databases: British Library Inside Conferences, Current Contents® Search, Ei Compendex®, Gale Group PROMT®, Inspec®, NTIS: National Technical Information Service, PASCAL, PsycINFO, and SciSearch®: a Cited Reference Science Database. The second section is "Automotive" with a search icon and a list of databases: British Library Inside Conferences, Current Contents® Search, Ei Compendex®, Gale Group PROMT®, Inspec®, NTIS: National Technical Information Service, PASCAL, Polymer Library, and PsycINFO.

Q. Can I select specific databases?

A. You can search all available databases at once or click on an industry or you can click a database name if you wish to search one database. You can also select “Change” at the top of the screen and choose database(s) from the list, either viewing by name or by subject.

Q. Will I be able to access ProQuest from ProQuest Dialog?

A. Additional ProQuest content will eventually be offered sometime in the future. To keep up with the latest ProQuest Dialog has to offer see our [ProQuest Dialog Customer Information](#) link.

If you select a single database you will see a unique product information page for the specific database as per the Embase® example shown below. You can subscribe to “slices” of particular databases.

You are searching: 1 database (See list | Change >>) 0 selected items My Research Sign in

< ProQuest Dialog Home Preferences | English | Help

ProQuest Dialog DataStar Embase® Search | Advanced

Advanced search

Embase®

Embase® provides bibliographic citations and abstracts to comprehensive literature on drugs and pharmacology, and all other aspects of human medicine and related disciplines. The emphasis of the database is on the pharmacological effects of drugs and chemicals. Additional areas of coverage are human medicine and biological sciences relevant to human medicine, health affairs, drug and alcohol dependence, psychiatry, forensic science, pollution control, biotechnology, medical devices and alternative medicine.

Embase® is published with data from 1947. Shorter date-ranges are presented in some cases, based on subscription.

You have access to:

- Embase®; 1947-1973 (Embase Classic)
- Embase®; 1947 to date
- Embase®; 1974-1992
- Embase®; 1974 to date
- Embase®; 1993 to date

Want to Learn More?

Try one of these options:

- Search the online Help.
- Sign up for a training webinar.
- Discover answers to common questions at ProQuest's Product Support Center.
- Got an uncommon question? Contact our Customer Support Team.

Search tip

By default, we will look for documents with all the terms entered.

Use "quotation marks" to search for exact phrases. Separate terms with OR to find any of the words entered.

Note: When searching a single database, additional indexes and functionality may be available in the **Advanced Search** form.

Q. How can I view a list of available databases?

A. By selecting the **“See list”** link on the top navigation bar, you can see all the names of the databases currently active, and you can change databases by selecting **“Change”**. When the Select Databases screen opens, you can view additional information about each database by hovering over the information icon ⓘ and you can browse the databases by name or by subject category.

Q. Can I control the order of my databases?

A. At the present time this feature is not available. However, you can select or search any number of databases from “Narrow results by” Databases. On the Results page, all titles have a “Found in” listing, which makes it easier to identify results from specific databases. See page 20 regarding narrowing results by [database](#).

4  [Procholecystokinin as marker of human Ewing sarcomas.](#)

(Aug 15, 2004)  Pricing

... English ENG English PURPOSE Ewing sarcoma is a rapidly growing
 ...detectable at protein level in Ewing sarcoma tumor cell lines, in
 ...tumor tissue, and in plasma from Ewing sarcoma patients, and, if so, whether

Found in: MEDLINE®

 Brief citation  Citation/Abstract 

Q. Can I perform cross-database searches?

A. You can search across all or several databases from any search form. You can search databases by subject by clicking an industry icon or by choosing a subject after clicking Change at the top of the screen.

Q. Can I perform DIALINDEX® (File 411) searches as I have done in the past?

A. Since you can search in all or multiple databases, navigators offer alternatives to DIALINDEX® and CROS searches. Enter search terms into any search form and view the navigator content under “Database” to see the hits available in particular files. See page 20 for details.

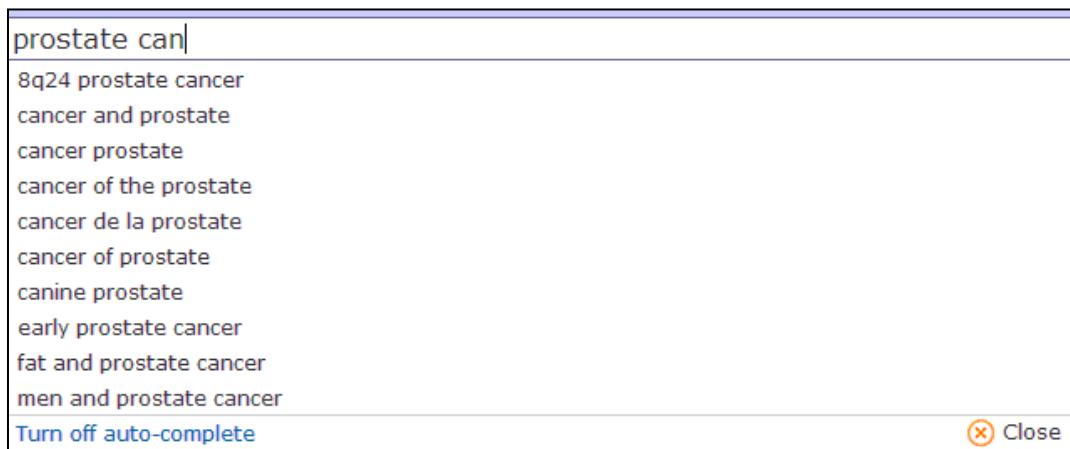
Searching

[Top](#)

Q. What new search tools are offered?

A. In the new ProQuest Dialog interface, there are three new auto functions to improve your search experience:

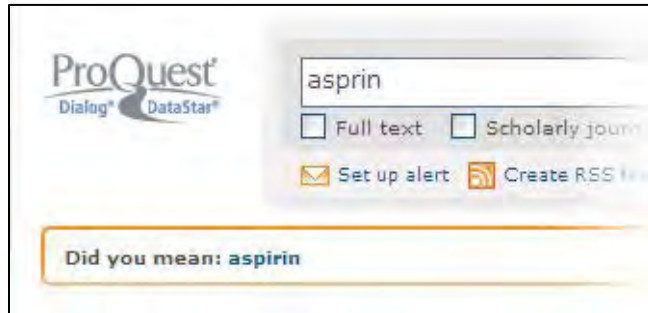
1. Suggested terms, which are common search terms and phrases. You will have the ability to select terms from a drop list that appears as you type. You can also choose to ignore the suggested terms list or close the window.



2. Lemmatization is the process of grouping together inflected forms of words. ProQuest Dialog looks for the following forms of your search word: British and American spelling,

singular, plurals, past/future tenses and different forms of the verb, e.g., boils, boil, boiling.

3. Did you mean? assists with misspelled words. If you get no results, the search engine searches for one alternative spelling and will include a statement showing you what was searched. If the original search term has some results, those are presented along with suggested alternate spellings.




Q. What search options do I have in ProQuest Dialog?

A. There are five search forms available in ProQuest Dialog that you can use interchangeably while searching:

1. Basic Search
2. Advanced Search
3. Command Line
4. Look Up Citation
5. Find Similar

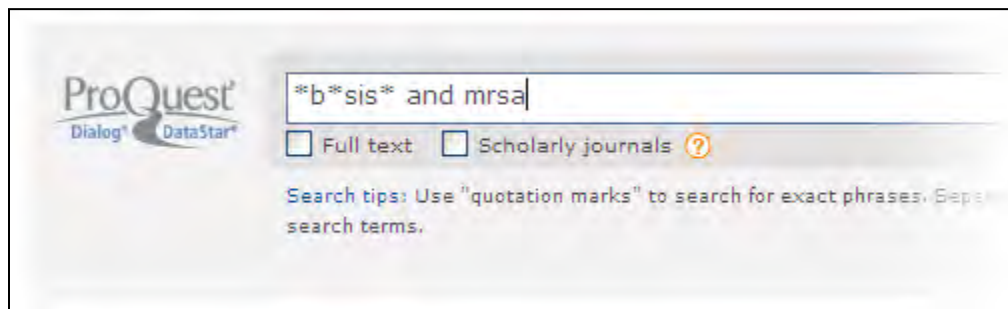
Q. What is Basic Search?

A. Basic search allows you to perform cross-searching in all or multiple databases. You can choose to search using words, phrases or naturally expressed queries that may even include “stop” words, which in the past were not searchable. You can also use **Boolean and/or proximity** operators between terms to narrow, broaden or give specific location of terms within results of your searches. In addition, ProQuest Dialog field codes combined with terms can be entered to search with more precision, e.g. ti(recent progress).

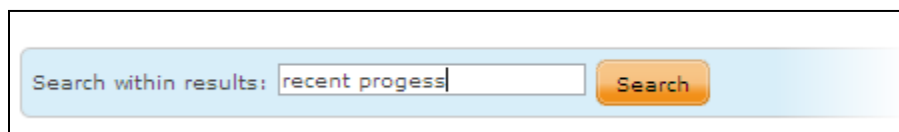


The new ProQuest Dialog platform search engine is designed to give you maximum flexibility when crafting a search query.

The search box always remains at the top of the results title list pages. You can continue searching from any results page by using the previous terms or by typing in completely new search terms as needed.



- The **Search within** link points to a blank search box that allows you to search specifically within a set of results.



When a search is rerun, it updates to show new records. It also displays as a new search in “Recent searches.” The previous search query still remains in Recent searches, and shows the original number of records associated with that search. [Top](#)

Q. When I enter free-text terms, what fields is ProQuest Dialog searching?

A. ProQuest Dialog looks for your terms in the following fields:

- Document titles
- Authors
- Abstract
- Subjects
- Full text
- Tags (user-generated terms)

Q. How many characters can I enter in the basic search field?

A. The basic search box will accept up to 4K characters when using Internet Explorer.

Q. Is there any limit to the length of search statements?

A. There is no effective limit on the size of a search query, nor is there a limit to the number of Boolean or proximity operators that can be employed, the number of search field codes that can be included, or the number of limiters that can be applied.

Q. What truncation capabilities does ProQuest Dialog provide?

A. In addition to the auto-search feature mentioned above, you can also truncate terms from the beginning, middle or end of terms, e.g. searching “*b*sis*” finds words like “*basis*, *fibrosis*, *asbestosis*,” etc. You can also use a question mark “?” to search specific characters from the

beginning, middle or end of search terms, e.g. *sm?th* returns *smith* and *smyth*; *ad???* Returns *added, adult, adopt*, etc.

The use of the “*” wildcard truncation expands up to a hard limit of 500 variations and then it stops expanding. So, if you are searching “cat*” you will retrieve results with words from cata-z, cate-z, cath-z, etc. The system will continue until it reaches 500 and then display results. It is also possible to define the wildcard truncation to search up to 10 characters using the search syntax, *ion[*10]*.

Q. Can I use Boolean operators and proximity operators?

A. Use Boolean and proximity operators in search statements on Basic, Advanced and Command Line searches. You can even combine previous sets found in “Recent searches” using standard Boolean operators.

The table below shows a comparison of Boolean and Proximity operators from Dialog, DataStar and ProQuest Dialog. New operators will be added in subsequent releases. Use the ProQuest Dialog operators when searching the new service.

Dialog	DataStar	Definition	Convert to ProQuest Dialog
AND	AND	Narrow	AND
OR	OR	Broaden	OR
NOT	NOT	Exclude	NOT
WITH (W)	ADJ	Next to each other in exact order	PRE/0 P/0
NEAR (N)	-	Next to each other in any order	NEAR/0 N/0
(#W)	-	Within # words in exact order	PRE/# P/#
(#N)	-	Within # words in any order	NEAR/# N/#
(5N)	NEAR	Within 5 words but not necessarily in the same order	NEAR/5 N/5
(5W)	NEXT	Within 5 words in the same order	PRE/5 P/5
-	WITH	Same sentence	TBA
(F)	SAME	Same field	TBA
(L)	WITH	Same descriptor	LNK
(S)	SAME	Same subfield or paragraph	TBA
(X)	-	Side by side	TBA

Q. What is the order of operator precedence?

A. The order of operator precedence is:

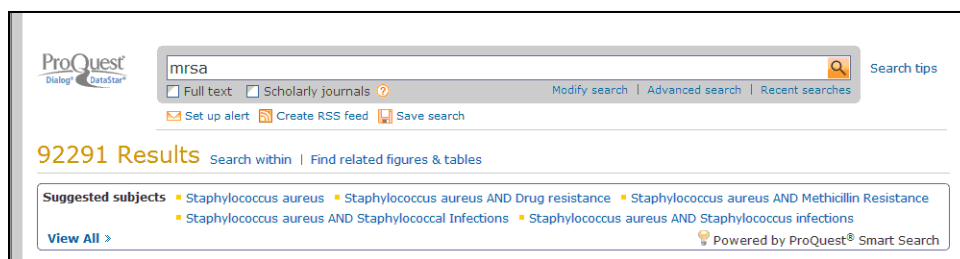
- NEAR
- PRE

NOT
AND
OR

To control the order of processing, use parentheses to nest search terms – e.g. **toxic* and (genetic* or reproduct*)*. In this example, parentheses around “toxic” are unnecessary because the system knows that **toxic** (some form of toxic truncated) is required in all records.

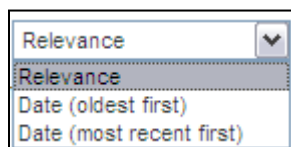
Q. What are Smart Searches?

A. When you run a search in ProQuest Dialog, above the results in some databases the search engine automatically evaluates your search terms to provide “Suggested subjects.” Click a suggested subject to retrieve a new list of results. The suggested subjects displayed are based on a combination of factors that relate to term frequency and controlled vocabulary within the indexing of the databases being searched. As shown in the example below, the search engine will provide suggested subjects that include synonyms of the terms you are searching. For the term **mrna**, the search engine suggests searching full subject names such as “Staphylococcus aureus AND Methicillin Resistance” and more.



Q. What Sort options are available?

A. The available sort options shown below are provided globally for every database. Additional sort options will be offered based on the content available in future releases.



The sort option can also be preselected from the Advanced, Command Line, Find Similar, and Look Up Citation search forms.

The new ProQuest Dialog platform uses the relevance ranking system that is built into the FAST search engine. A variety of factors help to determine the relevance of any particular document according to the query entered. For example, the number of times a search term appears is factored in. In the case of multiple-term queries, the proximity of the search terms to one another within any given field of metadata also is taken into account.

ProQuest Dialog leverages more structured metadata than the average Web search engine – allowing us to weight various metadata fields against one another. Thus, we give a higher relevance weighting to professionally-applied indexing fields like subjects, locations and other

points of indexing over other parts of the document, such as the full text and tags added by users.

Duplicate detection

[Top](#)

Q. Can I remove duplicate records?

A. ProQuest Dialog continues to make progress on developing duplicate detection. De-duplication is available in Alerts, RSS feeds and in search results. Identification of duplicate citations for the same document takes place for all records whether citation or full text.

Duplicate detection brings these enhancements to ProQuest Dialog:

- Gives you the ability to include or exclude duplicates for each search, Alert or RSS feed, with the default for exclusion.
- Shows links to all duplicates available in your subscription from the document view.
- Applies to all your results, whether abstract and index (citation) or full-text databases
- Takes place when records are loaded into the system.
- Displays an asterisk (*) next to a “Results” title when you accept the default to de-dup.
 - The asterisk indicates that de-duping provides an approximate number of results because de-duping is applied on content load.
 - You can view records with duplications from the full-text view.

Additional details about how duplicates are detected when searching:

- Duplicate detection is based on shared values among certain combinations of these fields: author, year, volume, normalized publication ID, start page, title, and important words and word pairs found in the document’s bibliographic information overall.
- All available bibliographic data is considered, and those records that are judged to be sufficiently similar are clustered together, with larger clusters formed when one document clusters with multiple others.
- Other factors include year, publication date, title, author, volume, issue, start page, etc.

Note: The duplicate identification process will take approximately three months from the August release. This does not affect Alerts, but will mean that some searches will show obvious duplicates that are not flagged as such, or are not suppressed where you had chosen to exclude duplicates. The deduplication enhancement is in process as a top priority.

Additional details about duplicate detection in Alerts and RSS Feeds:

- De-duplication is applied against a single alert or RSS feed
- The Default is for removal of duplicate items
- For each alert or RSS feed, a “History” file is maintained keeping track of all previous documents sent for that alert

- When new hits are found, the platform checks the “History” file, and if previously sent documents are found, then those documents are not sent again
- Duplicates are identified by checking the following field values for matches:
 - Article Title
 - Publication Date
 - Publication Title

The target for Alerts is to identify duplicate documents within a four-hour window. This means that in cases when different databases update within the same four-hour window, duplicate documents may appear for customers.

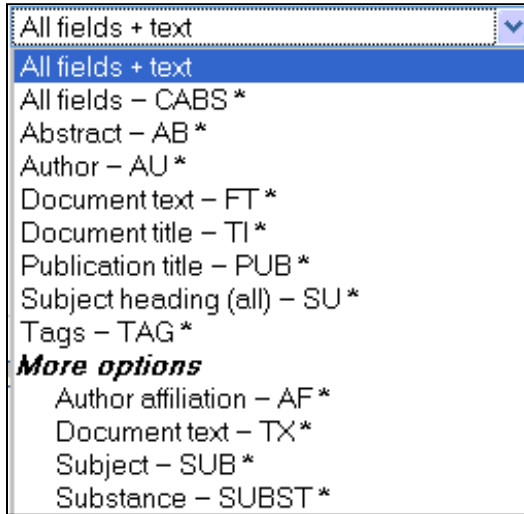
Q. Can I control the order of databases so that I can see documents from the sources I prefer?

A. You can browse the titles on the Results page to spot duplicates and identify database sources. As an alternative, you can select results from preferred databases using the **Narrow results by** “navigator” on the right as shown below.



Q. Can I search by fields as I did in the past on DataStar or Dialog?

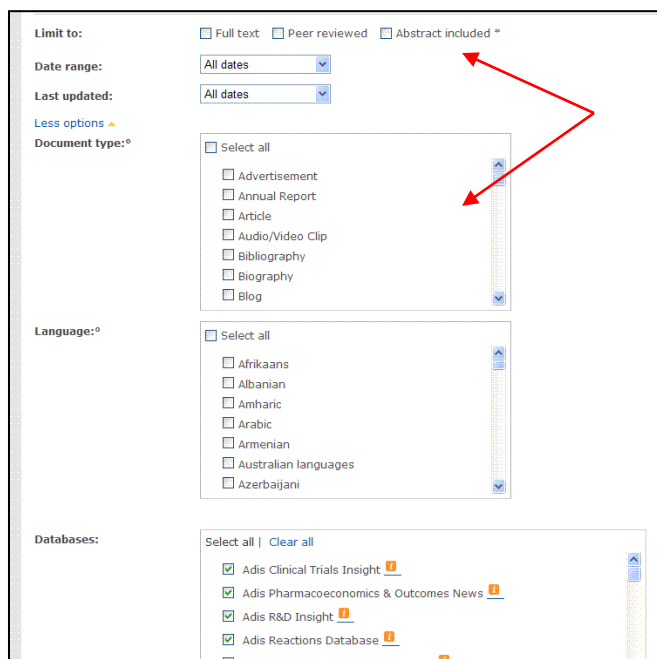
A. Use field tags to enhance relevance. Enter field tag(s) before search terms nested in parentheses. For example, enter au(smith) to find all records authored by writers with the last name of Smith. Enter ti,del(acetic acid) to find articles where acetic acid is in the title or descriptor fields. Check the [ProSheets](#) for fields specific to particular databases. Advanced Search provides drop-down menus to choose specific fields.



When searching a single database, you may find additional index fields available according to the content. Between fields you can select AND, OR and NOT Boolean operators. As more content is added in future releases, look for other connectors that are specific to the content of those databases.



In addition, from the Advanced Search form you can add more search rows as needed, limit to types of results, including content availability, Date Ranges, Document type and Language.



Q. Can I search for cited authors across databases?

A. Field codes are available for cited-reference searching across ProQuest Dialog. These include:

1. Cited Author – CAU
2. Cited Publication – CPUB
3. Cited Document Title – CTI
4. Cited Publication Year – CYR
5. General reference search – REF

The REF field code is an umbrella field that allows searching for cited authors, publications, document titles, etc. For example, search REF(JOURNAL PRE/2 AMERICAN PRE/0 MEDICAL PRE/0 ASSOCIATION OR JAMA). Alternatively search by publication title: CPUB(JOURNAL PRE/2 AMERICAN PRE/0 MEDICAL PRE/0 ASSOCIATION OR JAMA).

To see the databases that carry each field, type in the search query “CAU(*)”. Then, from the “Narrow results by” list click on “Databases” to see all databases that have that field.

Below are some common examples and details on what the search engine will return when performing cited-reference searches:

Search Query	Returns	Does not return
CAU(miller OR smith) and CPUB(jama)	returns articles that contain a reference that has either <i>Miller</i> or <i>Smith</i> as its author, and also has <i>JAMA</i> as its cited publication	Does not return articles that have one reference with <i>Miller</i> or <i>Smith</i> as the author, and another reference with <i>JAMA</i> as the publication
CAU(miller) AND CPUB(jama)	returns articles that contain a reference that has <i>Miller</i> as its	Does not return articles with one reference by <i>Miller</i> , and

Search Query	Returns	Does not return
	author, and <i>JAMA</i> as its pub	another reference from <i>JAMA</i>
<i>CPUB(jama) or CPUB(American family physician)</i>	returns articles that contain a reference published in either <i>JAMA</i> or in <i>American Family Physician</i>	
<i>CAU(miller) NOT CAU(smith)</i>	<ul style="list-style-type: none"> • returns articles that contain a reference written by <i>Miller</i>, that does not have <i>Smith</i> as a cited co-author • can still include articles with one reference written by Miller and not Smith, and a second reference which is written by Smith. <ul style="list-style-type: none"> ○ Even if the second reference is written by both Smith and Miller, as long as there is one reference in the article that is written by Smith and not Miller, that article should be returned in search results. 	
<i>REF(American near/2 Medical)</i>	returns articles where references have the word <i>American</i> appearing within 2 words of the word <i>Medical</i> .	If the end of one reference had the word <i>American</i> and the reference directly below had the word <i>Medical</i> as one of its first two words, that article would not be returned (unless it also had another reference that matched the search criteria)
<i>CAU(Miller near/2 Bob)</i>	Returns articles where at least one reference's authors have the word "miller" appearing within two words of the word "bob"	
<i>CAU(Heinz, A or Krystal, J. H.)</i>	Returns articles where the references' authors contain either " <i>Heinz, A OR Krystal, J. H.</i> "	
<i>CTI(Effects and early life stress)</i>	Returns articles where one or more references have the word " <i>Effects and early life stress</i> " as cited title.	
<i>CTI(Effects and early life stress) and CAU(Heinz, A)</i>	Returns articles where one or more references have the word " <i>Effects and early life stress</i> " as cited title with " <i>Heinz, A</i> " as cited	

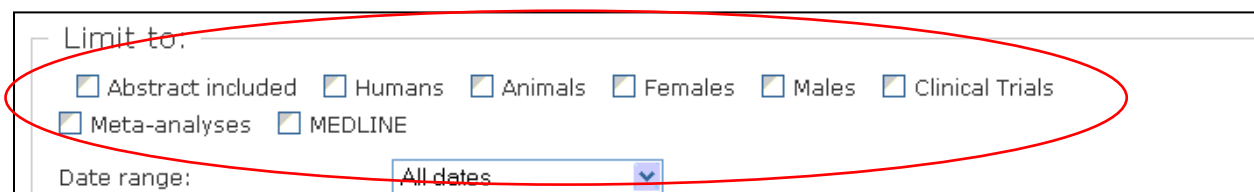
Search Query	Returns	Does not return
	author	
<i>REF(American pre/1 Medical)</i>	returns articles where one or more references have the word <i>American</i> appearing directly before the word <i>Medical</i> .	If the end of one reference had the word <i>American</i> and the reference directly below began with the word <i>Medical</i> , that article would not be returned (unless it also had another reference that matched the search criteria)

Q. What are some database-specific enhancements within Advanced Search?

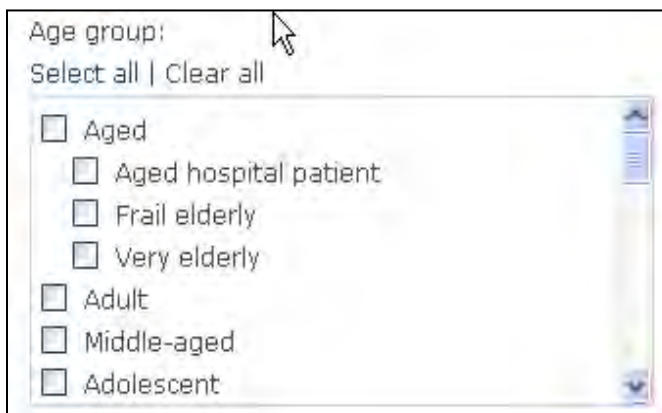
A. Several databases have seen enhancements in Advanced Search including:

Embase®

- New limits added to help you narrow your search

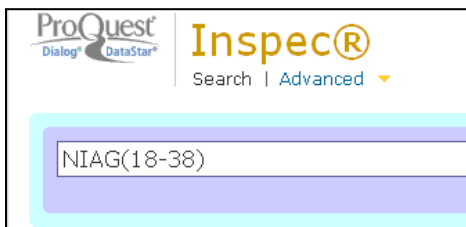


- Additional limits for age groups



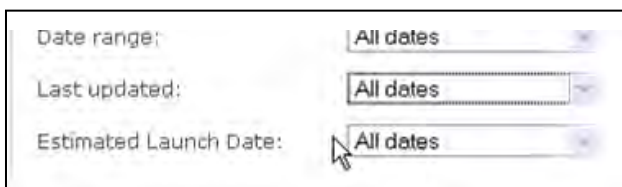
Inspec®

- Specialized numeric fields (wavelength, temperature, width, etc.) in Inspec



IMS New Product Focus

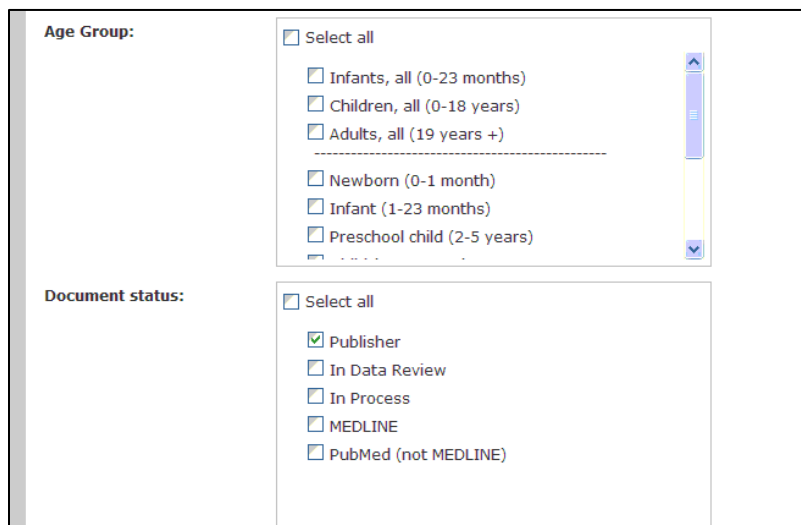
- Unique date-range searching



MEDLINE®

Q. While searching Medline, how do I limit results by ‚Document status’?

A. Identifying the status of Medline documents much easier on the new ProQuest Dialog Platform. From the Medline Advance Search page, use checkbox options to retrieve records with the following status:




Indexing (details)	 Cite
Title	Association between chronic cerebrospinal venous insufficiency and multiple sclerosis : a meta-analysis.
Authors	Laupacis, Andreas; Lillie, Erin; Dueck, Andrew; Straus, Sharon; Perrier, Laure; Burton, Jodie M; Aviv, Richard; Thorpe, Kevin; Feasby, Thomas; Spears, Julian
Language	English
Language of abstract	English
Document type	JOURNAL ARTICLE
Publication title	CMAJ : Canadian Medical Association journal = journal de l'Association medicale canadienne
ISSN	0820-3946 (ISSNLinking)
Electronic ISSN	1488-2329
Publication type	Journal
Journal code	9711805
Notes	Print-Electronic; Internet
Publication date	Oct 3, 2011
Journal announcement date	Print-Electronic
Date created	2011-10-04
Publication note	Print-Electronic
Medline Document status	Publisher
Electronic publication date	2011-10-03
Source attribution	Medline, © Publisher specific
Accession number	MEDLINE-21969411
Document URL	http://search.proquest.com/professional/docview/896460905?accountid=131175
Last updated	2011-10-06
Database	MEDLINE®


Thesaurus Searching


Q. Is thesaurus searching available?

A. For those databases that provide thesauri, a Thesaurus link appears on the right side in the Advanced Search and Command Line Search forms.

[Thesaurus](#) | [Field codes](#) | [Tips](#)

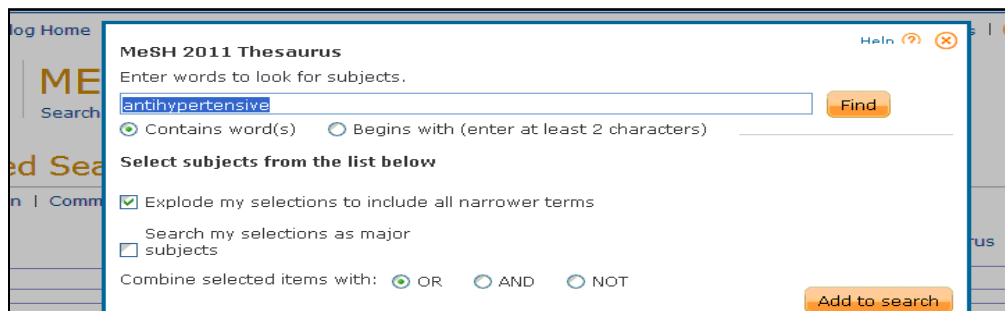
in 

in 

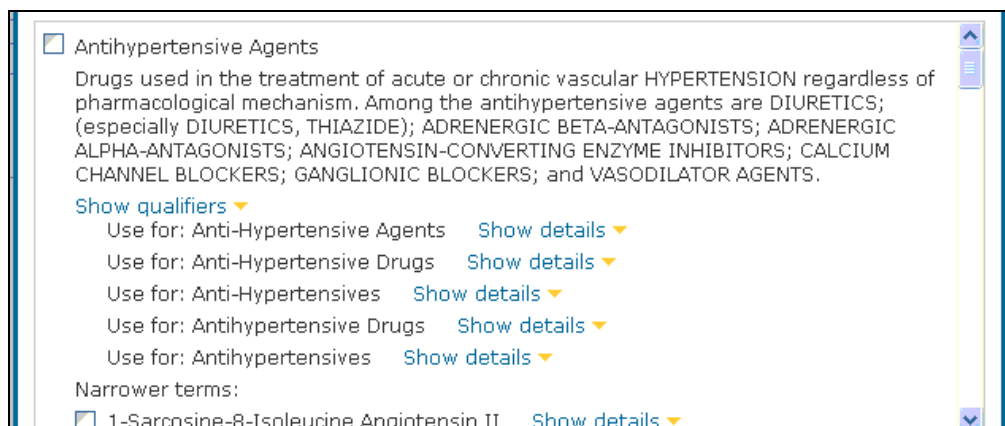
in 

Q. How do I EXPLODE thesaurus terms on ProQuest Dialog?

A. EXPLODE and selecting major subject headings are available in the thesaurus tool for MeSH and Emtree.



Scope notes are also available from the “Show/Hide details” link as shown below from the MeSH thesaurus:

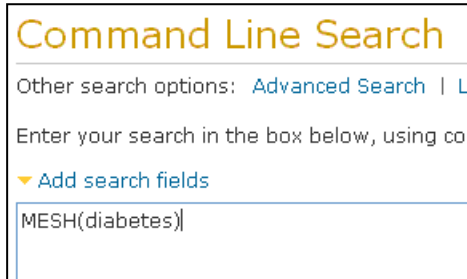


After selecting the “add to search” option, you will see the constructed query added to the search form.



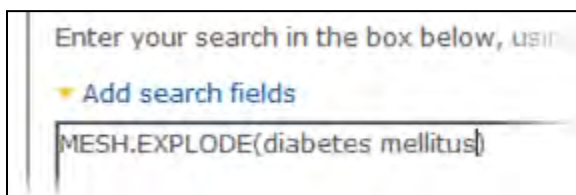
Q. How do I enter MeSH or EMTREE terms in Command Line Search?

A. Professional searching functionality, e.g. command lines, is also available. Using the command line you can use controlled vocabulary syntax search for MESH, MJMESH, EMB, and MJEMB.




Q. Can I use EXPLODE in a search statement?

A. At the present time use the Thesaurus feature to explode terms. Shortly you will be able to enter search statements as shown below with the use of features like **MESH.EXPLODE**, to find all occurrences of narrower terms.



Q. How do I link qualifiers to thesaurus terms?

A. You can search using **Qualifiers**, also known as subheadings, or the corresponding two-letter codes, for a more compact syntax.



Today, there are 83 Drug/Medical Qualifier Terms with 19 “Quick Code” groupings in MEDLINE® and 77 Drug/Medical Qualifier Terms in Embase® with three “Quick Code” groupings. The Quick Codes allow you to search multiple facets using a single abbreviation. Below are the latest lists of qualifiers available to search in MEDLINE and EMBASE using ProQuest Dialog.

Q. Where can I find the qualifier terms and codes for MEDLINE?

A. These are the qualifier terms for MEDLINE:

Drug/Medical Qualifier Term	Abbreviation	Quick Code Description	Abbreviation
ABNORMALITIES	AB	Quick anatomy (AH BS CY PA UL EM AB IR)	QA
ADMINISTRATION AND DOSAGE	AD	Quick embryology (EM AB)	QB
ADVERSE EFFECTS	AE	Quick chemistry (CH AG AA AI CS)	QC
AGONISTS	AG	Quick diagnosis (DI PA RA RI US)	QD
ANALOGS AND DERIVATIVES	AA	Quick etiology (ET CI CO SC CN EM GE)	QE

		IM MI VI PS TM)	
ANALYSIS	AN	Quick surgery (SU TR)	QG
ANATOMY AND HISTOLOGY	AH	Quick microbiology (MI VI)	QK
ANTAGONISTS AND INHIBITORS	AI	Quick complications (CO SC)	QL
BIOSYNTHESIS	BI	Quick metabolism (ME BI BL CF DF EN PK UR)	QM
BLOOD	BL	Quick analysis (AN BL CF IP UR)	QN
BLOOD SUPPLY	BS	Quick organization (OG EC LJ MA ST SD TD UT)	QO
CEREBROSPINAL FLUID	CF	Quick pharmacology (PD AD AE PO TO AG AI CT DU PK)	QP
CHEMICAL SYNTHESIS	CS	Quick statistics (SN EP EH MO SD UT)	QS
CHEMICALLY INDUCED	CI	Quick therapy (TH DH DT NU PC RT RH SU TR)	QT
CHEMISTRY	CH	Quick therapeutic use (TU AD AE CT PO)	QU
CLASSIFICATION	CL	Quick epidemiology (EP EH MO)	QW
COMPLICATIONS	CO	Quick toxicology (PO TO AE CT)	QX
CONGENITAL	CN	Quick physiology (PH GE GD IM ME BI BL CF DF EN PK UR PP SE)	QY
CONTRAINDICATIONS	CT	Quick cytology (CY PA UL)	QZ
CYTOLOGY	CY		
DEFICIENCY	DF		
DIAGNOSIS	DI		
DIAGNOSTIC USE	DU		
DIET THERAPY	DH		
DRUG EFFECTS	DE		
DRUG THERAPY	DT		
ECONOMICS	EC		
EDUCATION	ED		
EMBRYOLOGY	EM		
ENZYMOLGY	EN		
EPIDEMIOLOGY	EP		
ETHICS	ES		
ETHNOLOGY	EH		
ETIOLOGY	ET		

GENETICS	GE		
GROWTH AND DEVELOPMENT	GD		
HISTORY	HI		
IMMUNOLOGY	IM		
INJURIES	IN		
INNERVATION	IR		
INSTRUMENTATION	IS		
ISOLATION AND PURIFICATION	IP		
LEGISLATION AND JURISPRUDENCE	LJ		
MANPOWER	MA		
METABOLISM	ME		
METHODS	MT		
MICROBIOLOGY	MI		
MORTALITY	MO		
NURSING	NU		
ORGANIZATION AND ADMINISTRATION	OG		
PARASITOLOGY	PS		
PATHOGENICITY	PY		
PATHOLOGY	PA		
PHARMACOKINETICS	PK		
PHARMACOLOGY	PD		
PHYSIOLOGY	PH		
PHYSIOPATHOLOGY	PP		
POISONING	PO		
PREVENTION AND CONTROL	PC		
PSYCHOLOGY	PX		
RADIATION EFFECTS	RE		
RADIOGRAPHY	RA		
RADIONUCLIDE IMAGING	RI		
RADIOTHERAPY	RT		
REHABILITATION	RH		

SECONDARY	SC		
SECRETION	SE		
STANDARDS	ST		
STATISTICS AND NUMERICAL DATA	SN		
SUPPLY AND DISTRIBUTION	SD		
SURGERY	SU		
THERAPEUTIC USE	TU		
THERAPY	TH		
TOXICITY	TO		
TRANSMISSION	TM		
TRANSPLANTATION	TR		
TRENDS	TD		
ULTRASONOGRAPHY	US		
ULTRASTRUCTURE	UL		
URINE	UR		
UTILIZATION	UT		
VETERINARY	VE		
VIROLOGY	VI		

Q. Where can I find the qualifier terms and codes for Embase?

A. These are the qualifier terms and codes for Embase.

Drug/Disease Qualifier Term	Abbreviation	Quick Code Description	Abbreviation
ADVERSE DRUG REACTION	AE	QUICK DIAGNOSIS (DI)	QD
BUCCAL DRUG ADMINISTRATION	BD	QUICK THERAPY (DT,RT,SU,TH)	QT
CLINICAL TRIAL	CT	QUICK TOXICOLOGY (AE,TO,SI)	QX
COMPLICATION	CO		
CONGENITAL DISORDER	CN		
DIAGNOSIS	DI		
DISEASE MANAGEMENT	DM		

Drug/Disease Qualifier Term	Abbreviation	Quick Code Description	Abbreviation
DRUG ADMINISTRATION	AD		
DRUG ANALYSIS	AN		
DRUG COMBINATION	CB		
DRUG COMPARISON	CM		
DRUG CONCENTRATION	CR		
DRUG DEVELOPMENT	DV		
DRUG DOSE	DO		
DRUG INTERACTION	IT		
DRUG RESISTANCE	DR		
DRUG THERAPY	DT		
DRUG TOXICITY	TO		
ENDOGENOUS COMPOUND	EC		
EPIDEMIOLOGY	EP		
EPIDURAL DRUG ADMINISTRATION	EI		
ETIOLOGY	ET		
INHALATIONAL DRUG ADMINISTRATION	IH		
INTRAARTERIAL DRUG ADMINISTRATION	IA		
INTRAARTICULAR DRUG ADMINISTRATION	AR		
INTRABRONCHIAL DRUG ADMINISTRATION	BR		
INTRABURSAL DRUG ADMINISTRATION	BU		
INTRACAMERAL DRUG ADMINISTRATION	CL		
INTRACARDIAC DRUG ADMINISTRATION	IC		
INTRACAVERNOUS DRUG ADMINISTRATION	CA		
INTRACEREBRAL DRUG ADMINISTRATION	CE		

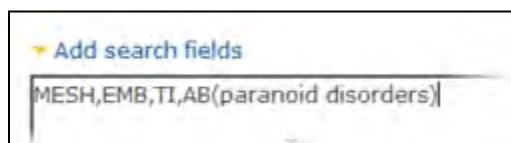
Drug/Disease Qualifier Term	Abbreviation	Quick Code Description	Abbreviation
INTRACEREBROVENTRICULAR DRUG ADMINI	CV		
INTRACISTERNAL DRUG ADMINISTRATION	CI		
INTRADERMAL DRUG ADMINISTRATION	DL		
INTRADUODENAL DRUG ADMINISTRATION	DU		
INTRAGASTRIC DRUG ADMINISTRATION	IG		
INTRALESIONAL DRUG ADMINISTRATION	IL		
INTRALYMPHATIC DRUG ADMINISTRATION	LY		
INTRAMUSCULAR DRUG ADMINISTRATION	IM		
INTRANASAL DRUG ADMINISTRATION	NA		
INTRAOCULAR DRUG ADMINISTRATION	IO		
INTRAOSSEOUS DRUG ADMINISTRATION	OS		
INTRAPERITONEAL DRUG ADMINISTRATION	IP		
INTRAPLEURAL DRUG ADMINISTRATION	PL		
INTRASPINAL DRUG ADMINISTRATION	SP		
INTRATHECAL DRUG ADMINISTRATION	TL		
INTRATRACHEAL DRUG ADMINISTRATION	TR		
INTRATUMORAL DRUG ADMIN	TU		
INTRATYMPANIC DRUG ADMINISTRATION	TY		
INTRAURETHRAL DRUG ADMINISTRATION	UR		
INTRAUTERINE DRUG ADMINISTRATION	UT		

Drug/Disease Qualifier Term	Abbreviation	Quick Code Description	Abbreviation
INTRAVAGINAL DRUG ADMINISTRATION	VA		
INTRAVENOUS DRUG ADMINISTRATION	IV		
INTRAVESICAL DRUG ADMINISTRATION	VE		
INTRAVITREAL DRUG ADMIN	VI		
ORAL DRUG ADMINISTRATION	PO		
PARENTERAL DRUG ADMINISTRATION	PA		
PERIOcular DRUG ADMINISTRATION	OC		
PHARMACEUTICS	PR		
PHARMACOECONOMICS	PE		
PHARMACOKINETICS	PK		
PHARMACOLOGY	PD		
PREVENTION	PC		
RADIOTHERAPY	RT		
RECTAL DRUG ADMINISTRATION	RC		
REGIONAL PERFUSION	RP		
REHABILITATION	RH		
RETROBULBAR DRUG ADMINISTRATION	R		
SIDE EFFECT	SI		
SUBCONJUNCTIVAL DRUG ADMINISTRATION	CJ		
SUBCUTANEOUS DRUG ADMINISTRATION	SC		
SUBLABIAL DRUG ADMINISTRATION	SB		
SUBLINGUAL DRUG ADMINISTRATION	LI		
SURGERY	SU		
THERAPY	TH		

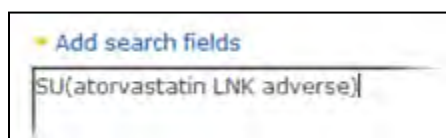
Drug/Disease Qualifier Term	Abbreviation	Quick Code Description	Abbreviation
TOPICAL DRUG ADMINISTRATION	TP		
TRANSDERMAL DRUG ADMINISTRATION	TD		

Q. Can I stack fields as I did on Dialog or DataStar?

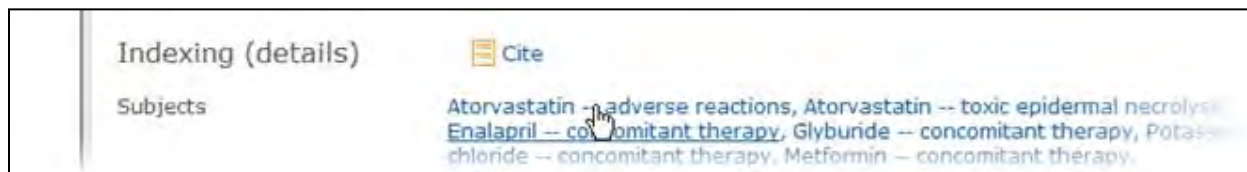
A. Yes. You can **stack field codes** as with legacy Dialog products.



You can use the **Link [LNK]** operator to connect “parent” and “child” relationships.



From the full document view, you can see the qualifiers separated by the standard double dash in the Subjects display as shown below.



In addition, in the “Recent search” area you can combine search sets as needed.

ProQuest Dialog has added a new classification filter for searching Embase.



Set Searching

[Top](#)

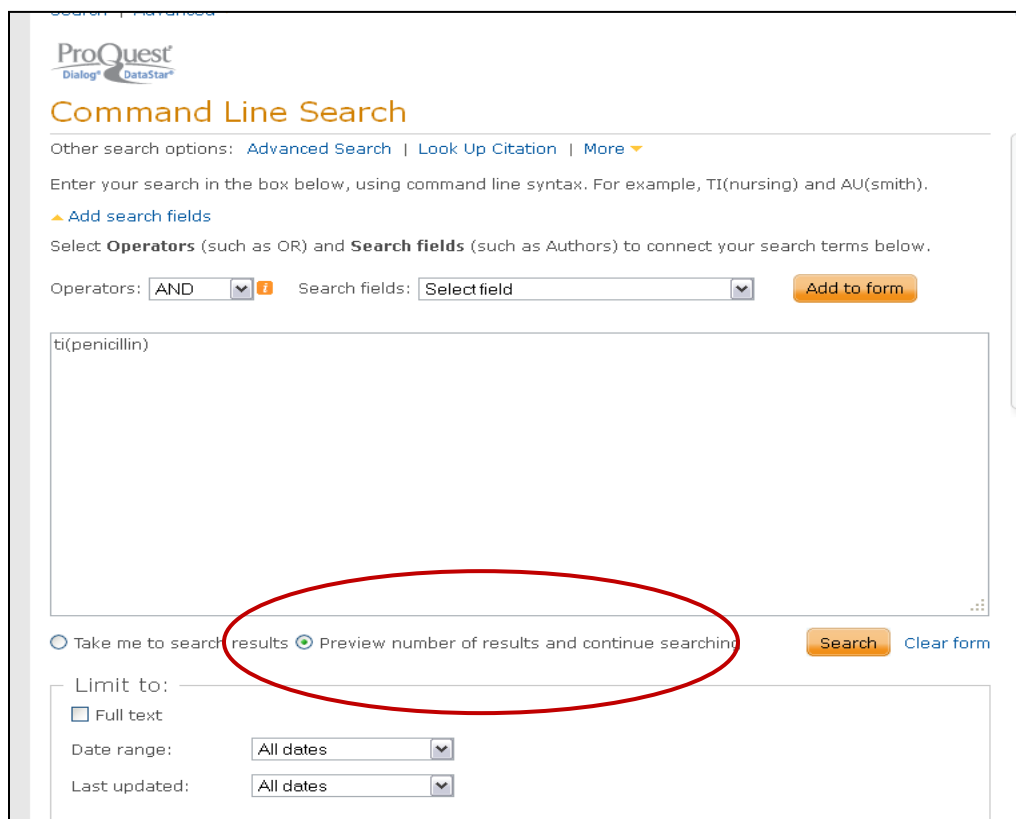
Q. Does the new search interface allow me to perform iterative searching or control traditional sets?

A. Set searching is available in many ways throughout the interface. Every time you run a search you create a search set. You can limit a specific set by field codes from virtually any search form.



Q. Is there a way to bypass the Results page when I'm creating search sets?

A. You can run a search from the Command Line search form and scroll down to see the number of hits without having to go to the Results page, as shown in the image below. Before clicking the Search button, choose the option to preview the number of results and continue searching.



Scroll down the screen to view “Recent searches”

The screenshot displays the ProQuest Dialog search interface. At the top, there are two radio buttons: "Take me to search results" (selected) and "Preview number of results and continue searching". To the right are "Search" and "Clear form" buttons. Below this is a "Limit to:" section with a "Full text" checkbox, "Date range:" and "Last updated:" dropdown menus both set to "All dates". The "Display options:" section includes "Sort results by:" set to "Relevance" and "Items per page:" set to "50". There is also an "Include duplicate documents" checkbox with a help icon. Below the display options is another "Search" and "Clear form" button. The "Recent searches (1)" section shows a single search entry: "1 Searched for: ti(penicillin) 2483 result(s)*". Below the search term are links for "Hide details", "Databases: 87 databases searched View list", and "Save search".

Q. Can I combine sets as I did in DataStar and Dialog?

A. In Command Line Search or Advanced Search, scroll down to view and combine the sets you wish. You can do the same in Recent searches.

The screenshot displays the ProQuest Dialog search interface. At the top, there is a search bar with a 'Search' button and a 'Clear form' link. Below this, the 'Recent searches (2)' section shows two previous searches: 'Searched for: ti,mjemb(penicillin)' and 'Searched for: mrsa', both in the Embase® database. A red arrow points from the 'Combine searches' section to the search results preview. The 'Combine searches' section has a text input field containing '1 and 2' and provides examples: 'S1 AND S3 or "6"', '(S1 AND S3) OR (S1 AND S2)', and 'S3 NOT treatment'. The search results preview shows the search query 'mrsa AND ti,mjemb(penicillin)' resulting in '1292 Results*'. A list of results is shown, with the first result being 'Evaluation of MRSA identification with latex agglutination kit for the detection of penicillin-binding protein 2' (2001), found in Embase®. The preview also includes options for 'View selected items', 'Save to My Research', 'Email', 'Print', 'Cite', 'Export', and 'Save as file'.

Q. In multifile searching, can I restrict part of the search to a particular database?

A. You have the ability to restrict a search – or part of a search – to a particular database, using the From DataBase (FDB) field. You can reference databases either by the database shortcut name or the database ID number. Click **Help** to find the databases list. In the Help screen, click **Search** on the left-hand panel under the Table of Contents. Enter “fdb” in the “Look for” query box. The databases list falls under Resources>Targeting databases.

The screenshot shows the navigation bar of the ProQuest Dialog interface. It contains links for '0 Recent searches', '0 Selected items', 'My Research', and 'Sign in'. Below these, there are links for 'Preferences', 'English' (with a dropdown arrow), and 'Help' (with a question mark icon). The 'Help' link is circled in red.

The screenshot shows a search results page with the following content:

Search
 Look for:
 (Words can be combined using OR and AND)
 Highlight search terms

Search Results
 1: Targeting databases when you search
 1 result(s) found

Targeting databases when you search
 Resources > Targeting databases when you search

Using FDB (From DataBase) field code

The FDB ("From DataBase") field code can help you quickly target part or all of your query to a specific database, without going to the **Select Databases** page. The FDB field code does not reset your database selections for the session, it applies just to the current search query.

Search by database shortcut or database ID

- Search with the database shortcut: **food and FDB(ERIC)**
- Search with the database ID: **food and FDB(10000150)**

The FDB field code is valid only with a corresponding search term. For example, **food and FDB(1008027)** is a valid search, but **FDB(1008027)** by itself is not.

Database shortcuts and IDs

Database Name	Database Shortcut	Database ID
Adis Clinical Trials Insight	clinicaltrialsinsight	1008200
Adis Pharmacoeconomics & Outcomes News	pharmacoeconomics	1008203
Adis R&D Insight	adisranddinsight	10000126
Adis Reactions Database	adisreactions	1007833
Allied & Complementary Medicine	amed	1008204
Analytical Abstracts	analyticalabstracts	1008205
Australian Education Index	australianeducationindex	1008206
Australian Education Index Demo	australianeducationindexdemo	1008421
BIOSIS Previews	biosispreviews	10000127
British Education Index Demo	beidemo	1008232
British Education Index	britisheducationindex	10000128
British Library Inside Conferences	britishlibraryinside	1008212
British Nursing Index	britishnursingindex	1008213
CAB ABSTRACTS	cababstracts	10000129
Chemical Business Newsbase	chemicalbusinessnewsbase	1008223
Chemical Engineering & Biotechnology Abstracts	chemicalengineeringbiotech	1008224

Copyright © 2011 ProQuest LLC. All Rights Reserved.

Example: fdb(databases name or id)

The screenshot shows a search interface with the following elements:

Search bar:
 Full text

Combine searches

Combine searches:

Examples: S1 AND S3 or "6"
 (S1 AND S3) OR (S1 AND S2)
 S3 NOT treatment

Q. Can I use limiters to qualify to full text, abstract available, scholarly journals, etc.?

A. A number of limiters are available allowing you to invoke peer-reviewed, scholarly, full text, and „contains abstract’ limiters from any search form. The syntax involves the limiter, e.g., ftany for full text followed by (yes).

- ftany(yes) – e.g. has full text
- abany(yes) – e.g. has abstract
- peer(yes) – e.g. peer-reviewed
- school (yes) – e.g. scholarly journals

Q. If I make a syntax error, can I see any indication of what the problem was?

A. ProQuest Dialog Spells out the reason when an error occurs, such as a query entered incorrectly, making it more readily understandable



Q. What tools are available to find citations by authors, titles or journals?

A. **Look Up Citation** search makes it easy to find specific citations. All the primary fields for finding citations are available. Enter as much information as you know, for example, of a journal name, author's name, title, etc.

The screenshot shows the 'Look Up Citation' page on the ProQuest website. At the top left is the ProQuest logo. Below it is the title 'Look Up Citation' and a navigation bar with links for 'Advanced Search', 'Figures & Tables', and 'More'. A search tip box on the right explains that asterisks in search terms broaden results, while brackets narrow them. The main form contains several input fields: Document title, Author (with a 'Look up authors' link), Publication title (with a 'Look up publications' link), ISSN, ISBN (with a note 'Use of hyphens is optional'), Volume, Issue, Start page, Date range (with a dropdown for 'All dates' and a 'Year' field), DOI, and Document ID. At the bottom, there are 'Display options' for 'Sort by' (set to 'Relevance') and 'Items per page' (set to '20').

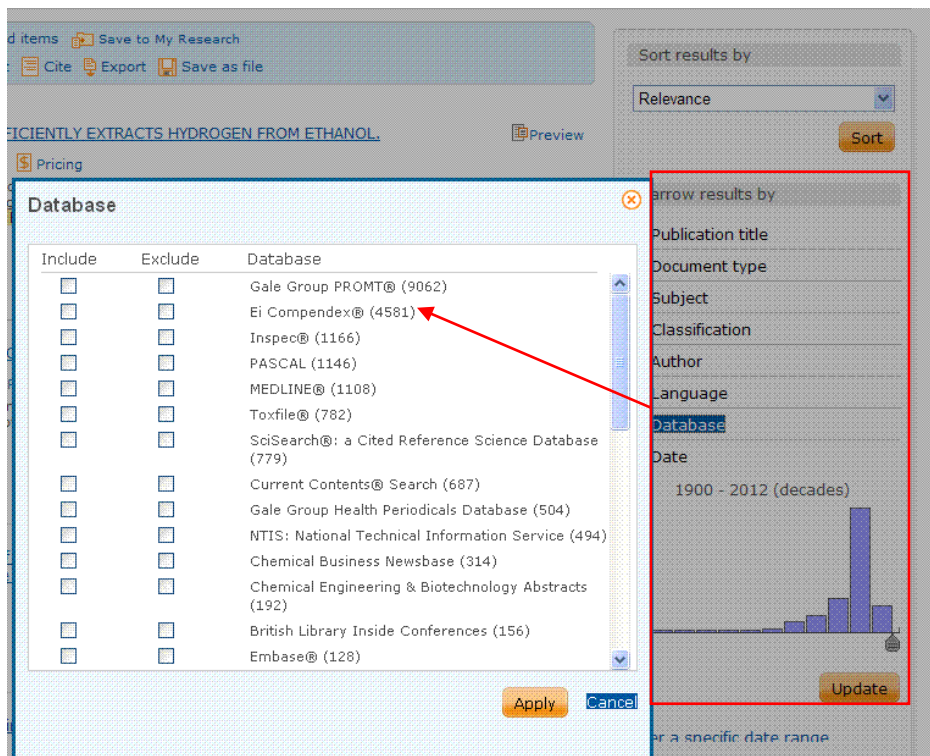
Q. What is Find Similar?

A. Find Similar is a search form that you can search by inserting any phrase, sentence, paragraph, abstract or even the full text of a document, and find matches with relevant results. For best results, search over 200 words and insert paragraphs that repeat the same words and phrases. This will improve the document vector recognition.

The screenshot shows the 'Find Similar' page on the ProQuest website. It features the ProQuest logo and the title 'Find Similar'. Below the title is a navigation bar with 'Advanced Search', 'Figures & Tables', and 'More'. The main instruction is 'Enter or paste text from a document to find similar items:', followed by a large text input area. Below the input area is a 'Limit to:' section with checkboxes for 'Full text' and 'Scholarly journals'. At the bottom, there are 'Display options' for 'Sort by' (set to 'Relevance') and 'Items per page' (set to '20'), along with a 'display options' button.

Q. Does the Results page help me to understand the context of my search?

A. Narrow results by navigators are derived from the key terms, phrases, sources and indexes found in the results of a search and these navigators can help refine the results list. Similar in function to the RANK command on Dialog, navigators provide easier ways to quickly filter or narrow your results to specific data. They allow you to scan and click the links to find the most frequent terms or phrases pertinent to your research. For example, enter a search and then on the Results page under Narrow results by... click “Database” to see what files had the most hits.



Q. From the “Narrow results by...” what does Subject find?

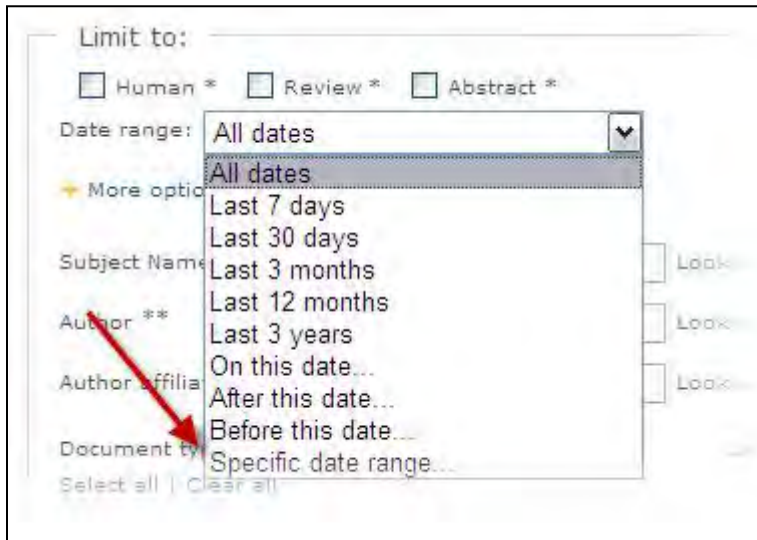
A. “Subjects” are provided by the controlled vocabulary of the databases being searched.

Q. What is the Date slider, and how can I search publication dates or years?

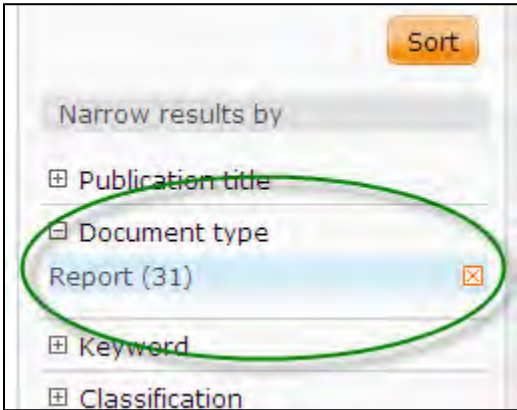
A. The publication date is displayed as a bar chart. You can filter to year, month, or often even to the day. Mouse over a bar to see the number of hits for that year, month or day, or click a bar to narrow to that time frame. You can also enter a specific date range.



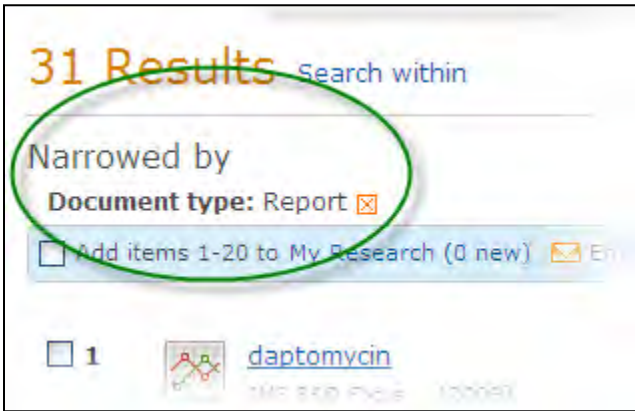
In Advanced Search you can narrow your result to a specific date range as shown here.



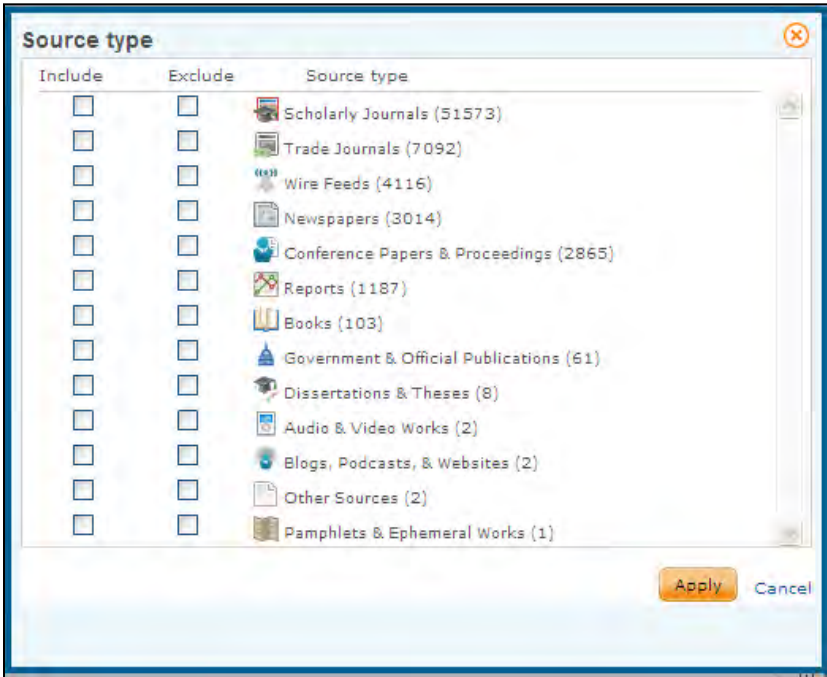
When an item from the **Narrow results by** navigators is selected, you can see the selections you have made on the screen.



And...



Click on any navigator for an expanded list of ranked terms that you can include and exclude.

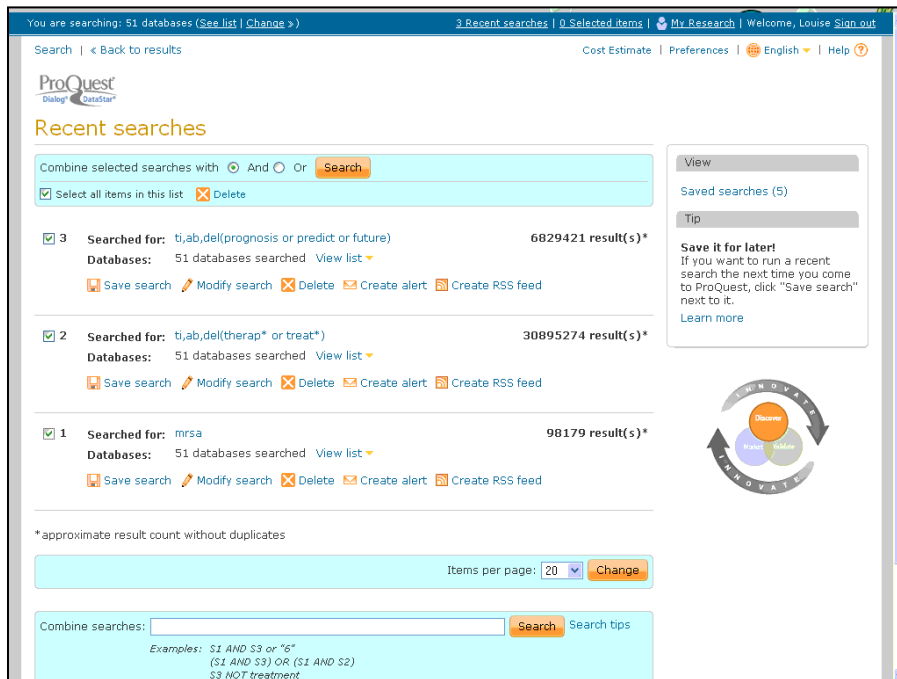


Document type, **Publication title** and **Subject heading** display global index-fielded results related to the search performed.

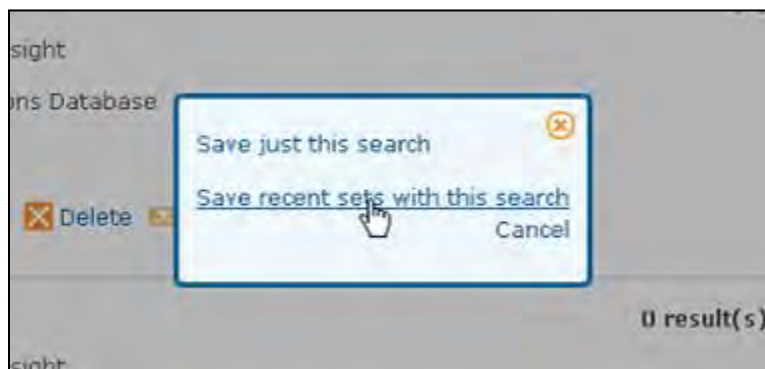
Q. Can I save my searches and results?

You can build, view and save entire search strategies, rather than just single sets, as Alerts, RSS feeds and saved searches. This means that any of the individual searches (sets) that make up the strategy remain available for editing. Set searching was a commonly used feature in Dialog and its inclusion in the new platform represents a great advance in the ability to build queries toward particular answer goals and to manage and combine concepts.

- From the “Recent search” screen you can see each iteration and work with it.

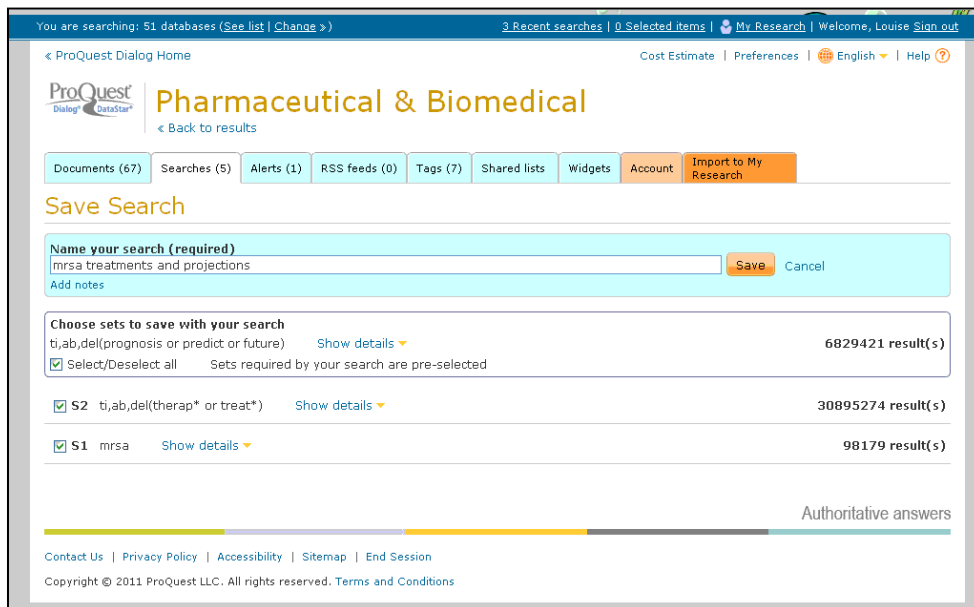


- Click the check boxes of the search sets of interest and click Save search.



- A new “Save Search” screen appears, which lets you save your selected sets in a complete strategy.

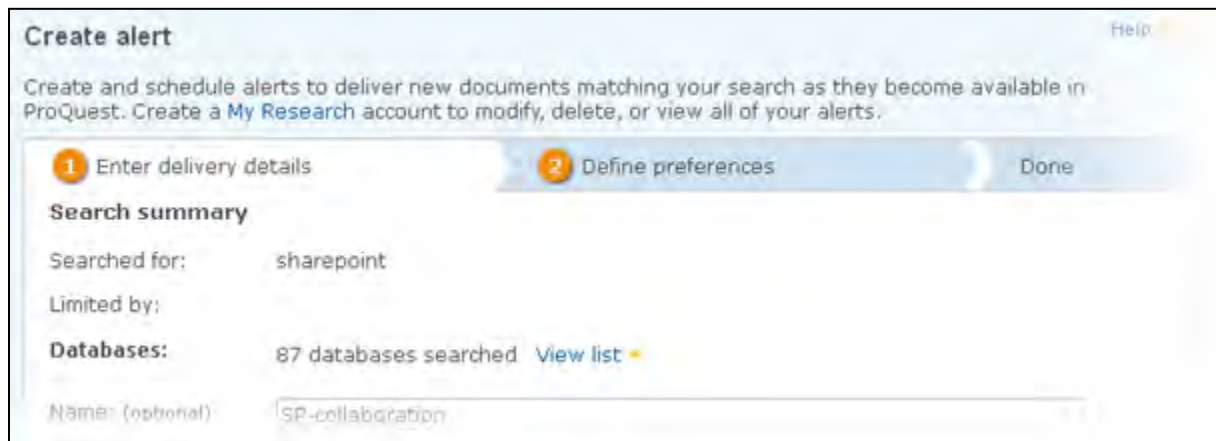
- Give the search strategy a name and click “Save.”



Alert enhancements

Q. Can I create Alerts and RSS feeds from my searches?

A. You can create Alerts by completing each form indicated by the tabs shown below.



Note: a fourth tab is available for viewing results from transactional databases.

Steps to creating Alerts:

- Create Alerts and feeds
- Send email to multiple recipients
- Select the maximum number of documents you wish to receive
- Choose delivery formats such as HTML, BizInt charts, DataStar Tagged, Excel, HTML, PDF, RIS, RTF, Text and XML

- Develop a message or note to remind you of the Alert description
- Choose to include duplicates
- Decide whether to include the search strategy
- Select a time window for delivery of intra-day Alerts
- Set the Alert to stop running by a specified time, e.g. 2 weeks, 1 month, etc.
- The default is no end date
- View your Alerts through My Research
- “Show or Hide” the strategy for Alerts with multiple sets
- Choose a style for displaying field names as full names, abbreviations or not at all

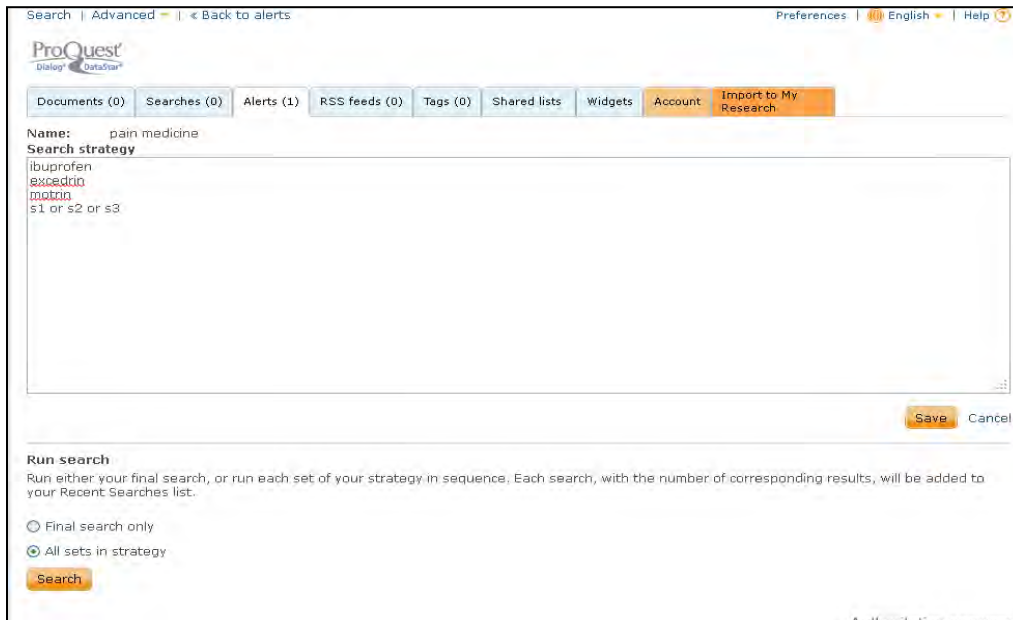
Show field name as:	Full (example: Author)
Maximum # of documents:	Full (example: Author)
	Abbreviated (example: AU)
	Do not show field names

1 **Alert name:** pain medicine
Your email address: jamal.cromity@dialog.com
Searched for: s4 or s6 or s7
 Search strategy contains multiple sets [Hide](#) ▲
 S1 ibuprofen
 S2 excedrin
 S3 motrin
 S4 s1 or s2 or s3
Databases: 87 databases searched [View list](#) ▼
Last updated: July 14 2011

- Modify Alerts

Databases: 87 da
Last updated: July 1
[✎ Modify alert](#) [📄 View re](#)

- Modify and save the strategy using the search strategy editor



- “View latest results”
- Resend Alerts from My Research



- Use the links to documents on the ProQuest Dialog service, along with full-text outbound links provided in Email Alerts



- Access multiple documents in a variety of formats
- Enter as many terms as you wish. There is no effective limit on the size of a search query.
- **Note:** RSS feeds not accessed for three months are removed from the system automatically.

Enhancements to saved searches and Alert migration

As with Alerts, you can import and manage saved search strategies.

You can “Show or Hide” the search strategy.

Q. Can I set the day my alerts will run?

A. Currently no. However, this is an enhancement that scheduled for a release in 2012. In addition, if you desire to have an alert run on a specific day, save the alert on the day of your preference. Alerts are updated by the day of delivery, not by database update.

Q: Will the weekly alerts still have the four-hour time windows (e.g. 6 am – 10 am) for delivery as is currently available?

A. Weekly alerts do not at this time have the four-hour time windows option. This feature is only available for daily alerts. You can choose the day of the week for delivery. Watch for announcements about time of day for weekly alerts later in 2012.

Daily Alert:

Weekly Alert (no four-hour window option).

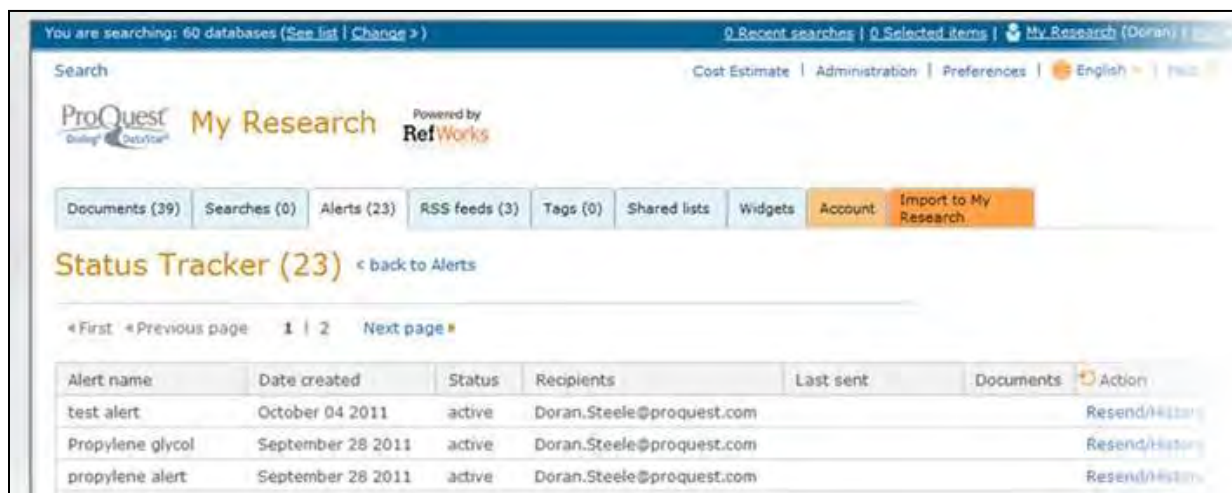
Q. What time zone are alerts triggered from?

A. All Alerts are triggered by the account time zone, e.g. Alerts of customers in New York are sent based on the time zone for that city, EST, while Japan Alerts are sent based on GMT [check JST?].

Q: Can I track and resend my alerts?

A. Yes. From the My Research area, where you can manage alerts, ProQuest Dialog offers “Status Tracker” feature that allows users to see their alerts in a table format. Users can resend or view the history of alerts which are stored for 90 days.

Note: DataStar storage is 60 days.

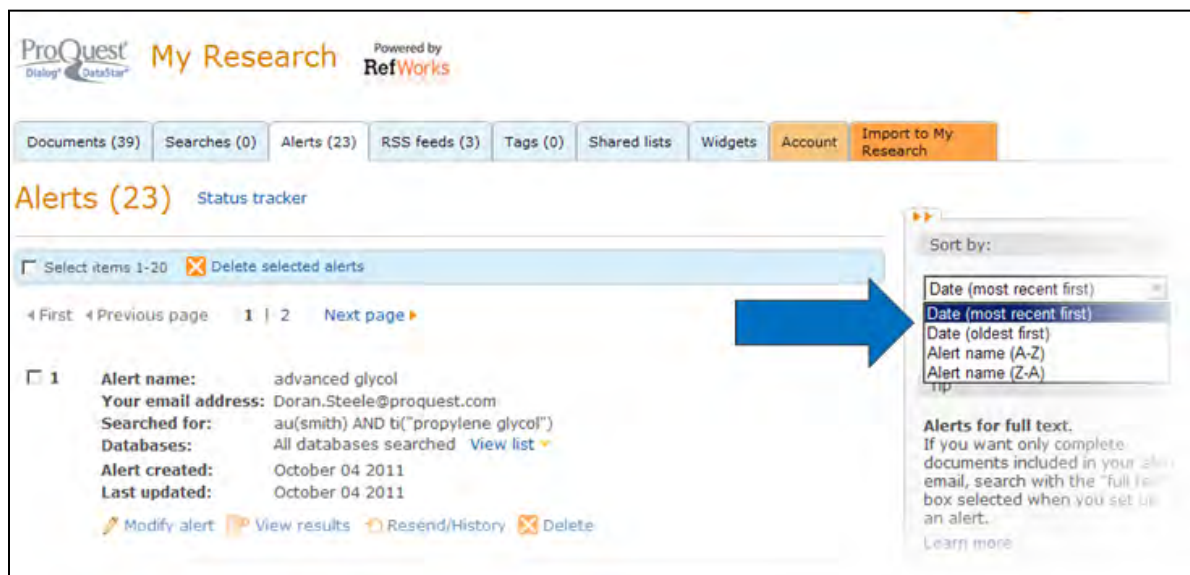


Q. Do I need a My Research account to create an alert, feed, or save search?

A. Yes. In order to manage alerts and take advantage of the edit and tracking features within ProQuest Dialog, sign into My Research is required

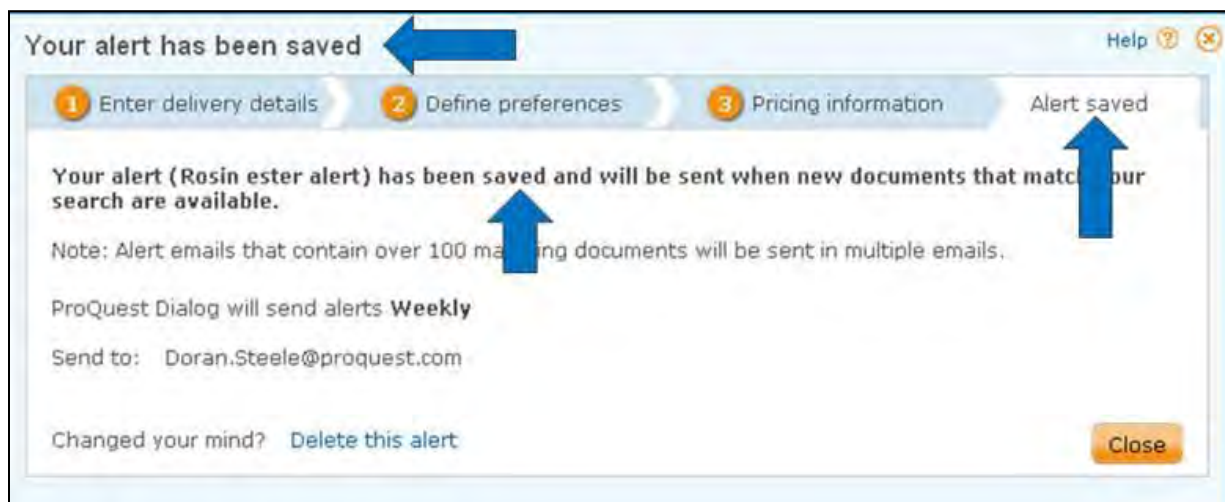
Q. Can I rearrange the order of my alerts while in My Research?

A. Yes. From the My research, you can sort your alerts by date created or alphabetically using the drop down illustrated in the image below.



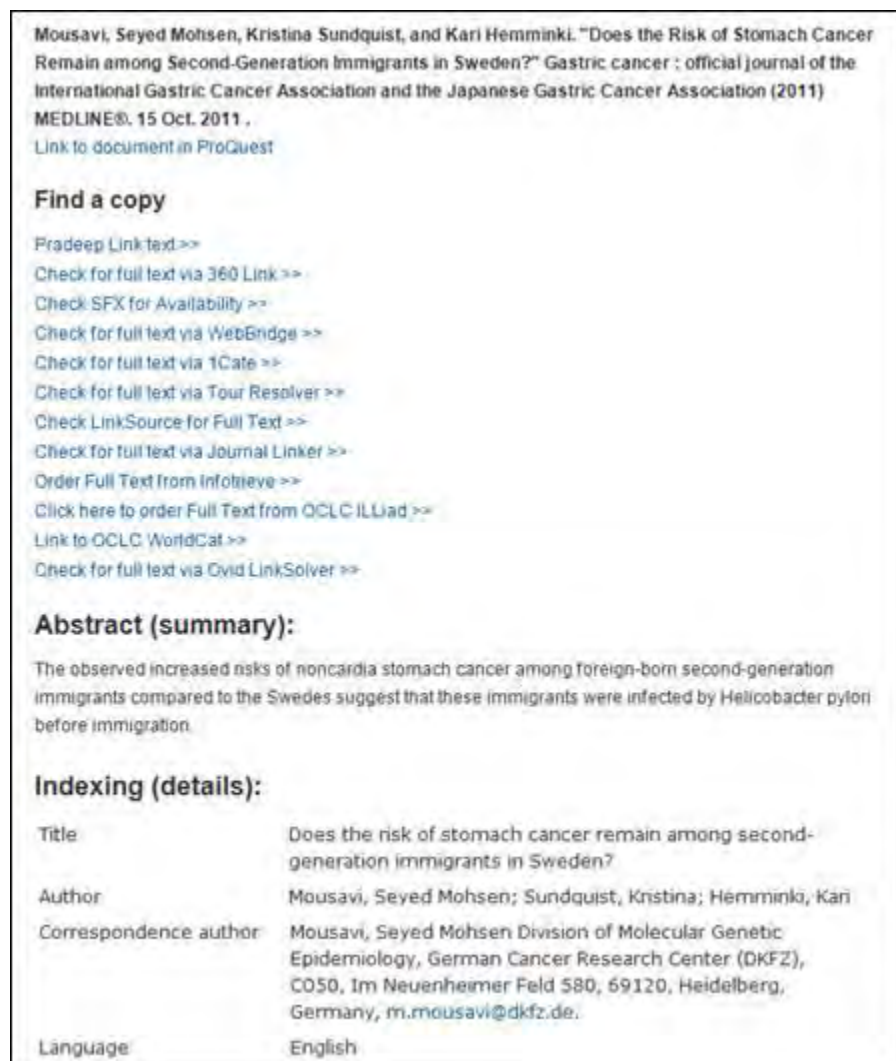
Q. Does ProQuest Dialog confirm that alerts, feeds, and saved searches are saved?

A. Yes. Creating Alerts involves three steps. Once you complete the three steps, a forth tab appears, indicating you have successfully saved your alert or RSS feed.



Q. From alerts, can I retrieve a copy of the full text article, e.g. SFX, etc.?

A. Yes. ProQuest Dialog email alerts offer full text links that will display in the “Find a copy” area of the record as show in the image below.

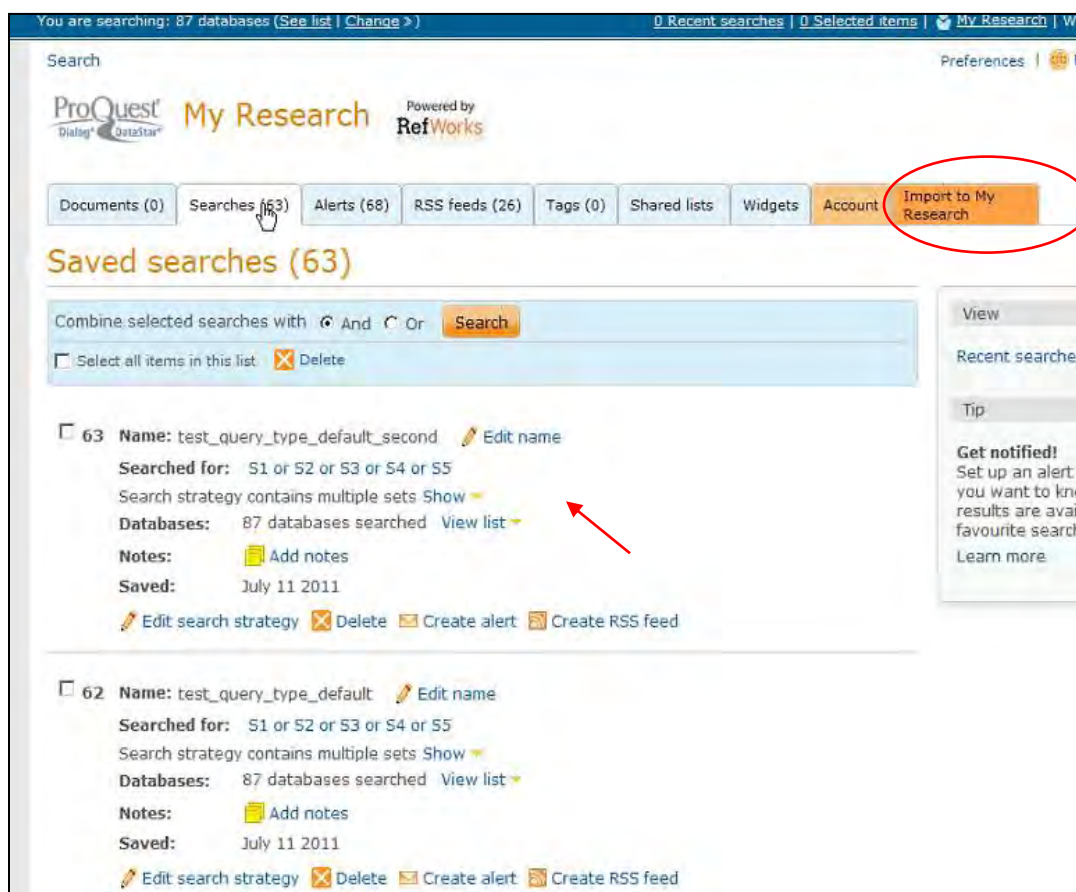


Q. When creating alerts, what documents are considered ‚newly published’ versus ‚historical’?

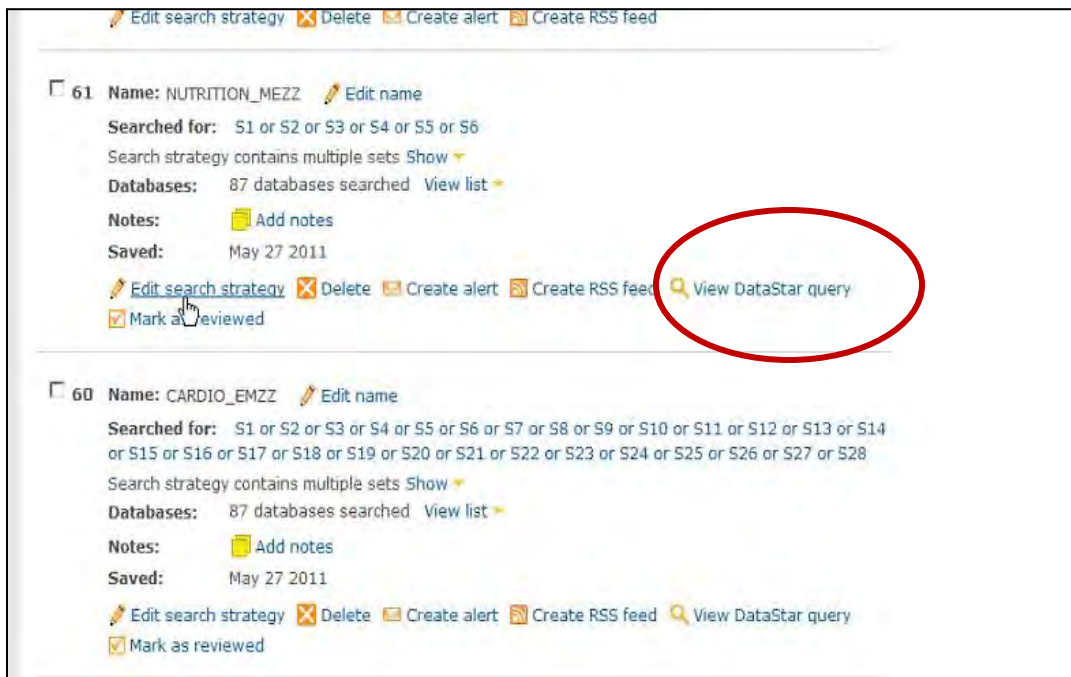
A. Newly published items are records published within the last 60 to 90 days. Historical items have been published beyond 90 days, but have been recently put into the database.

Q. How can I import Saved Searches from Dialog or DataStar?

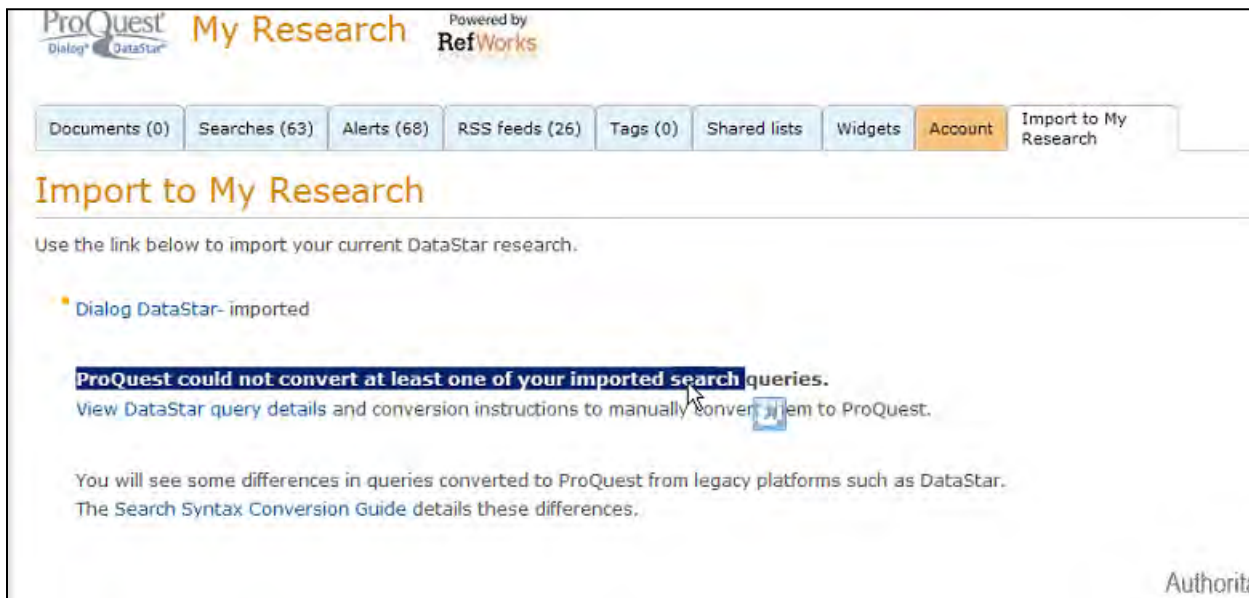
A. Using the “Import to My Research” tab on the top navigation of My Research, you can import saved search strategies you wish to keep from Dialog or DataStar. The ProQuest Dialog staff is taking care of importing your Alerts for you.



Within this tab you can view imported strategies from DataStar, and later Dialog, by clicking on the indicator displayed below.



You can view queries that have not been completely converted.



Note: Saved searches and Alerts that are not completely converted are generally caused by a character or operators the system did not recognize.

Unconverted queries from DataStar

The following imported queries could not be automatically imported to Proquest.

1. Search: Q256: ZYMO_DOPAMI_SOMATO_EMED

S1 SOMATOSTATIN# WITH AA ADJ AG ADJ AD ADJ AE ADJ TU
 S2 SOMATOSTATIN
 S3 SOMATOSTATIN#.W..DE.
 S4 (SOMATOSTATIN#.W. WITH AA ADJ AG ADJ AD ADJ AE ADJ TU).DE.
 S5 (OCTREOTID\$ OR SANDOSTATIN\$).TI,DE,AB,RN,TN,MF.
 S6 (VAPREOTID\$ OR OCTASTATIN\$ OR RC ADJ '160').TI,DE,AB,RN,TN,MF.
 S7 (ANGIOPEPTIN\$ OR LANREOTID\$ OR SOMATULIN\$ OR BIM ADJ '23014').TI,DE,AB,RN,TN,MF.
 S8 (SEGLITID\$ OR MK ADJ '678').TI,DE,AB,RN,TN,MF.
 S9 (DOTA\$ WITH (LANREOTID\$ OR OCTREOTID\$)).TI,DE,AB,RN,TN,MF.
 S10 83150-76-9
 S11 113294-82-9
 S12 PENTETREOTID\$.TI,DE. OR ONCOLAR.TI,DE,AB,RN,TN,MF.
 S13 3 OR 5 OR 6 OR 7 OR 8 OR 9 OR 10 OR 11 OR 12
 S14 13 OR SOMATOSTATIN-DERIVATIVE#.W..DE. OR SOMATOSTATIN-ANALOG#.W..DE.
 S15 (SOMATOSTATIN ADJ (AGONIST OR DERIVATIVE OR ANTAGONIST OR ANALOG OR INHIBITOR)).TI,DE,AB.
 S16 (SOMATOSTATIN ADJ (AGONISTS OR DERIVATIVES OR ANTAGONISTS OR ANALOGS OR INHIBITORS)).TI,DE,AB.
 S17 14 OR 15 OR 16 OR SOM230.TI,DE,AB,RN,TN. OR DOPASTATIN\$.TI,DE,AB,RN,TN. OR PASIREOTIDES\$.TI,DE,AB,RN,TN.
 S18 DOPAMINE ADJ AGONIST
 S19 DOPAMINE ADJ AGONIST
 S20 DOPAMINE-RECEPTOR-STIMULATING-AGENT#.DE.
 S21 20 OR BROMOCRIPTIN\$.TI,DE,AB,RN,TN. OR QUINAGOLID\$.TI,DE,AB,RN,TN. OR PERGOLID\$.TI,DE,AB,RN,TN.
 S22 21 OR 17
 S23 ENZYME-PRECURSOR#.DE. OR ZYMOGEN-GRANULE#.DE. OR ZYMOGEN-GRANULE#.DE.
 S24 22 AND 23

Partial query conversion:

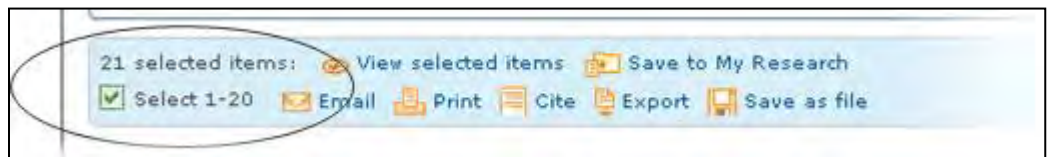
S1 (EMB.EXPLODE(SOMATOSTATIN) near/15 ("AA AG AD AE TU"))
 S2 SOMATOSTATIN
 S3 EMB.EXPLODE(SOMATOSTATIN)
 S4 EMB(EMB.EXPLODE(SOMATOSTATIN) near/15 ("AA AG AD AE TU"))
 S5 TI,EMB,AB,RN,CI,TNL,MAN(OCTREOTID* or SANDOSTATIN*)
 S6 TI,EMB,AB,RN,CI,TNL,MAN(VAPREOTID* or OCTASTATIN* or "RC 160")
 S7 TI,EMB,AB,RN,CI,TNL,MAN(ANGIOPEPTIN* or LANREOTID* or SOMATULIN* or "BIM 23014")
 S8 TI,EMB,AB,RN,CI,TNL,MAN(SEGLITID* or "MK 678")
 S9 TI,EMB,AB,RN,CI,TNL,MAN(DOTA* near/15 (LANREOTID* OR OCTREOTID*))
 S10 ("83150 76 9")

Viewing Results

[Top](#)

Q. What are my options for viewing records following a search?

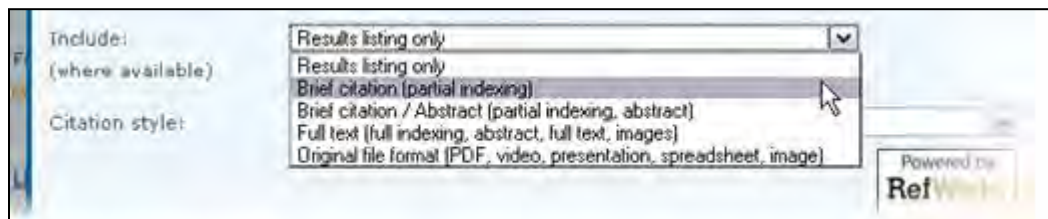
A. From any set of results, you can select a number of items of interest, view, save to your personal My Research area or save as a file, email, print, cite, export, create an Alert or RSS feed using the links shown below.



Below results, you can see the next pages of results that are available.

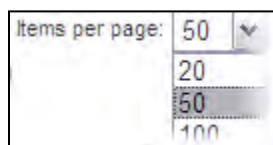


Sending results via email or in print have been enhanced to allow you to include parts of content, the full text, or original formatting when available. PDF is available for single documents or multiple documents.



Q. How can I change the number of records displayed on the results page?

A. On the Preferences page, you can change and save preferences for the number of hits viewed on the results page.



Alternatively, the number of results can be preselected from the Basic, Advanced, Command Line, Find Similar and Look Up Citation search forms.

Q. Can I view multiple records at a time?

A. You can view selected items in either singly or all together from the link show below.



Q. What are the available download formats?

A. From a pop-up menu you can choose the record format you wish to view.

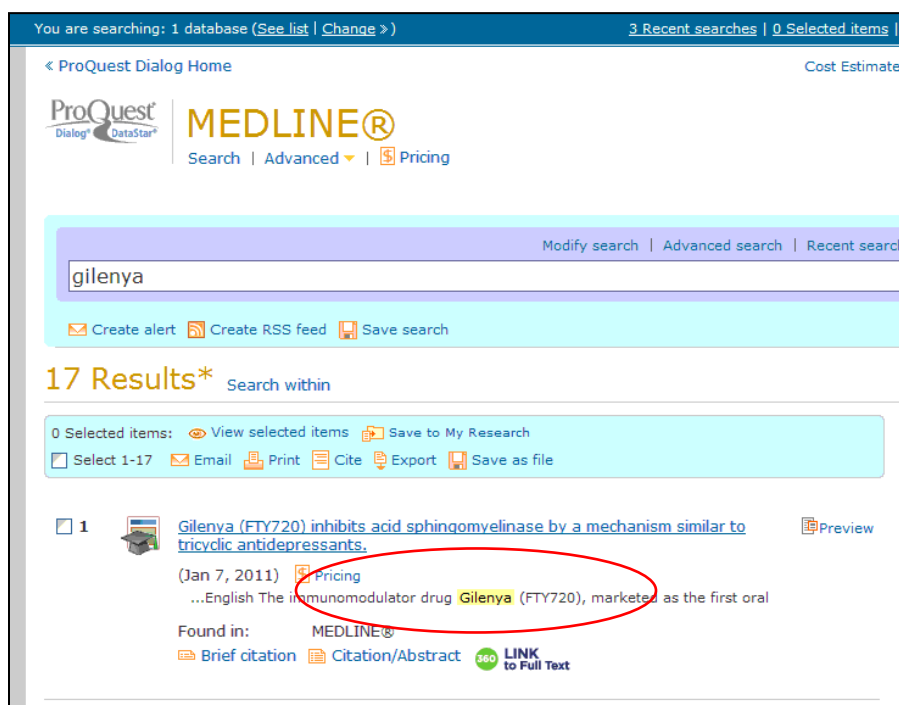


You can also change the format in the document view.



Q. Will my search terms be highlighted?

A. On the Results page you can scan through the records list, which often provides titles, authors, journals, dates and the databases in which the records are found. Usually “keywords in context” appear with the search terms highlighted as shown below.



Q. Where can I locate the accession number of results?

A. Currently the accession number of records appear in the full text or custom record. However, in the new platform the database links are durable, which means that you can locate any result title list or specific full text record by its URL. Through the durable links you can recall results even faster.

Q. Can I identify full-text articles?

A. The format of the results list may vary according to the content found within the specific databases. You can identify the type of citations (e.g. Citation, Citation/Abstract, and/or Full text) available through links provided below each result listed.

The screenshot shows the ProQuest Gale Group PROMT search interface. The search term 'fingolimod' is entered in the search bar. Below the search bar, there are options for 'Full text' and 'Create alert'. The results section shows '156 Results*' and a list of search actions. The first result is 'fingolimod Novartis clinical data (phase II) (multiple sclerosis)' with a date of 'Jul 11, 2005'. The abstract text is partially visible, mentioning a phase II trial. Below the abstract, the source is identified as 'Gale Group PROMT®'. A red circle highlights the 'Full text' link and the 'LINK to Full Text' icon.

Q. What tools in the new platform can help with analysis of my results?








A. The results page provides the following analysis tools:

- **Preview of results**
- **Highlighted search terms**
- **Narrow results by...** (facets, both search engine generated and index of the databases being searched)
- **Smart Search terms** (found in key databases with controlled vocabulary such as MEDLINE, BIOSIS Previews®, Embase, and Current Contents Search)
- **Cited References** (found in Lancet Titles, New England Journal of Medicine (NEJM), PsycINFO®, Derwent Drug Files, British Education Index and ERIC)
- **De-duplication** (default is to remove duplicates; it can be turned on in the Command line search to identify duplicates in results)

Q. What do the format icons indicate?

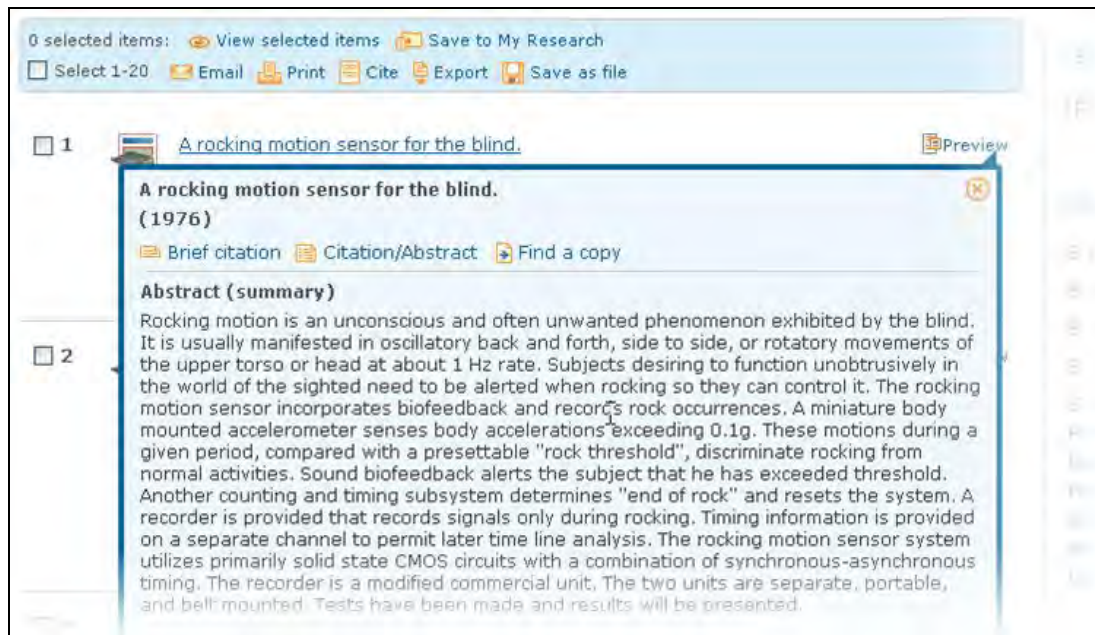
A. The table starting on the next page shows format icons and defines what they mean.

Icon	Definition
	Artistic Works
	Audio & Video Works
	Blogs, Podcasts & Websites
	Books
	Conference Papers & Proceedings
	COS Funding
	Encyclopedias & Reference Works
	Dissertations & Theses
	Government and Official Publications
	Historical Newspapers
	Historical Periodicals
	Magazines
	Newspapers
	Other Sources

Icon	Definition
	Pamphlets & Ephemeral Works
	Reports
	Scholarly Journals
	Speeches
	Standards and Practice Guidelines
	Trade Journals
	Wire Feeds

Q. How can I get a preview of results?

A. By hovering over the Preview button , you can see a preview of any result listed.



Note: If the result you are viewing does not show "Citation/Abstract" available, you will not see any additional text. Content cannot be copied and pasted from the preview display.

Q. What is 360 Link (do I need to be eLink enabled?)

[Top](#)

A. 360 Link powered by Serial Solutions® is an OpenURL Link Resolver used to connect you to full-text documents. However, for the new service 360 links are enabled through an online ProQuest Administrator Module easily configurable for single- or multiple-user use.

360 Link is one of the options for outbound linking. Other types of outbound linking include:

- Custom Resource Linking
- Document Delivery
- Request this Item
- PubMed LinkOut (Coming soon)
- Google Scholar Library Links (Coming soon)

Clicking a document title from the results list takes you to the full document available.

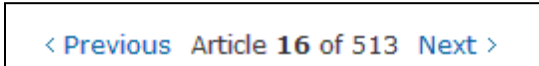
The screenshot shows the ProQuest Gale Group Health Periodicals Database interface. At the top, it says "ProQuest Dialog DataStar" and "Gale Group Health Periodicals Database". Below that, there are search options: "Search" and "Advanced". The main content area shows the title "Treatment of MRSA infections." with a date of "(Feb 1, 2011)". There are options for "Other formats" including "Brief citation" and "LINK to Full Text". A "Turn off hit highlighting" button is visible. Below this, there are options to "Find other copies" and "ORDER ARTICLE". At the bottom, there is a "Full Text" section with a "Translate" button and a "Turn on search term navigation" link. The main text of the article is visible, starting with "Background" and "Infections with methicillin-resistant Staphylococcus aureus have become increasingly prevalent in community and health care settings since the first clinical isolate was described in 1961. There were nearly 100,000 cases of invasive MRSA infections in the United States in 2005. The Infectious Diseases Society of America recently published a guideline to aid in the clinical management of MRSA infections."

Post-Processing

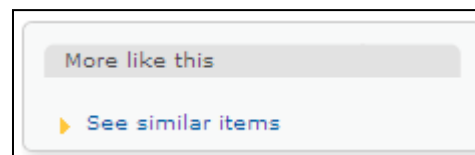
Q. What features can I use from the full document display?

A. From the full document display you can perform a number of functions:

- Go “Back to results” [Back to results](#)
- See the full document of the previous or next records from the results list








- You can turn highlight off or on with the click of a button.
- You can **See similar items**, which presents records derived from the search engine based on the document author, keywords, databases and subject headings. You can see more of these items by choosing the “Previous 5” or “Next 5.”



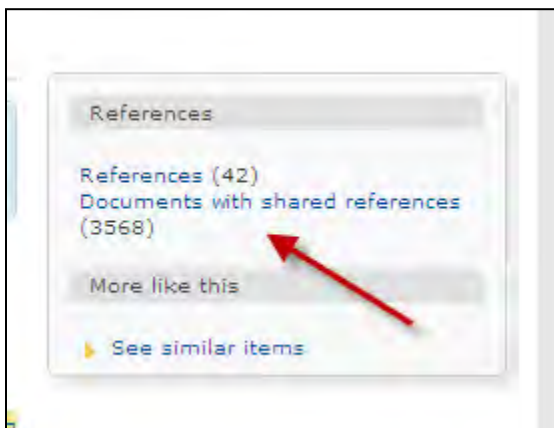
More like this

▼ See similar items

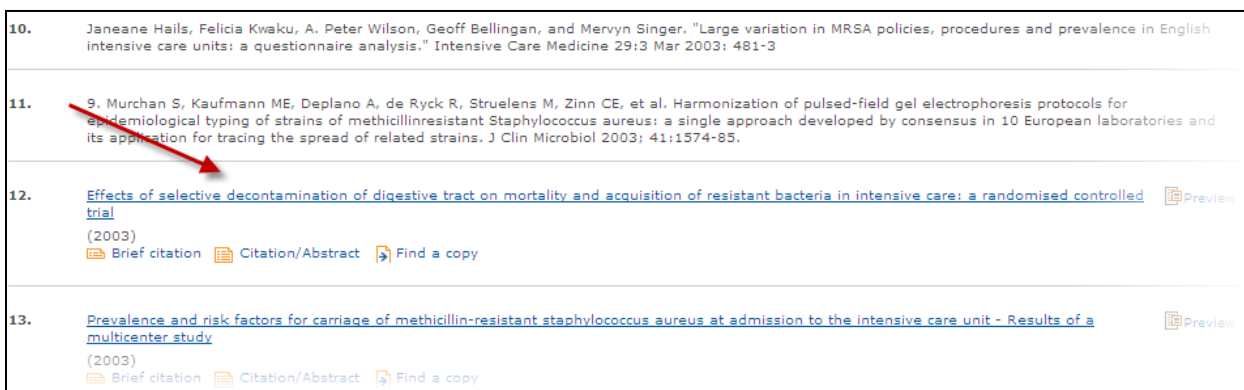
1. Evaluation of antibiotic prophylaxis and gamma-globulin, plasma, albumin and saline-solution therapy in severe burns. bacteriologic and immunologic studies  Preview
2. Challenging bacterial resistance issues: VRE, vancomycin-tolerant Streptococcus pneumoniae, inducible lincosamide resistance, ESBLs.  Preview
3. Cost increase due to incorrect antibiotic prophylaxis in visceral, thoracic and vascular surgery  Preview
4. Cost increase due to incorrect antibiotic prophylaxis in visceral, thoracic and vascular surgery  Preview
5. Evaluation of antibiotic prophylaxis and gamma-globulin, plasma, albumin a saline-solution therapy in severe burns. Bacteriologic and immunologic studies  Preview

◀ Previous 5
Next 5 ▶

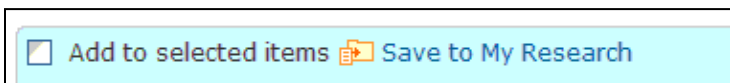
From some specialty files like the **Lancet Titles**, **New England Journal of Medicine (NEJM)**, **PsycINFO®**, and **Derwent Drug Files**, on the title list and from the full document view you can find features such as “References,” which show the references used to write the article. In addition, you can see how many documents are shared by these references and cited. This is a highly useful feature that is intended to provide you with another way to validate the authority of your results.



From the References link, only those records that are available through ProQuest Dialog databases will have cross links available.



- You can add to selected items and/or save to My Research

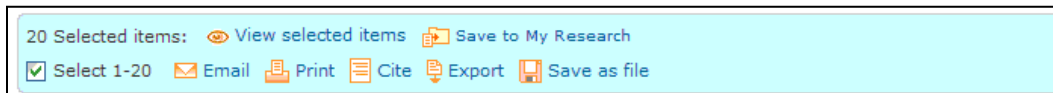


Q. How do I save records following a search?

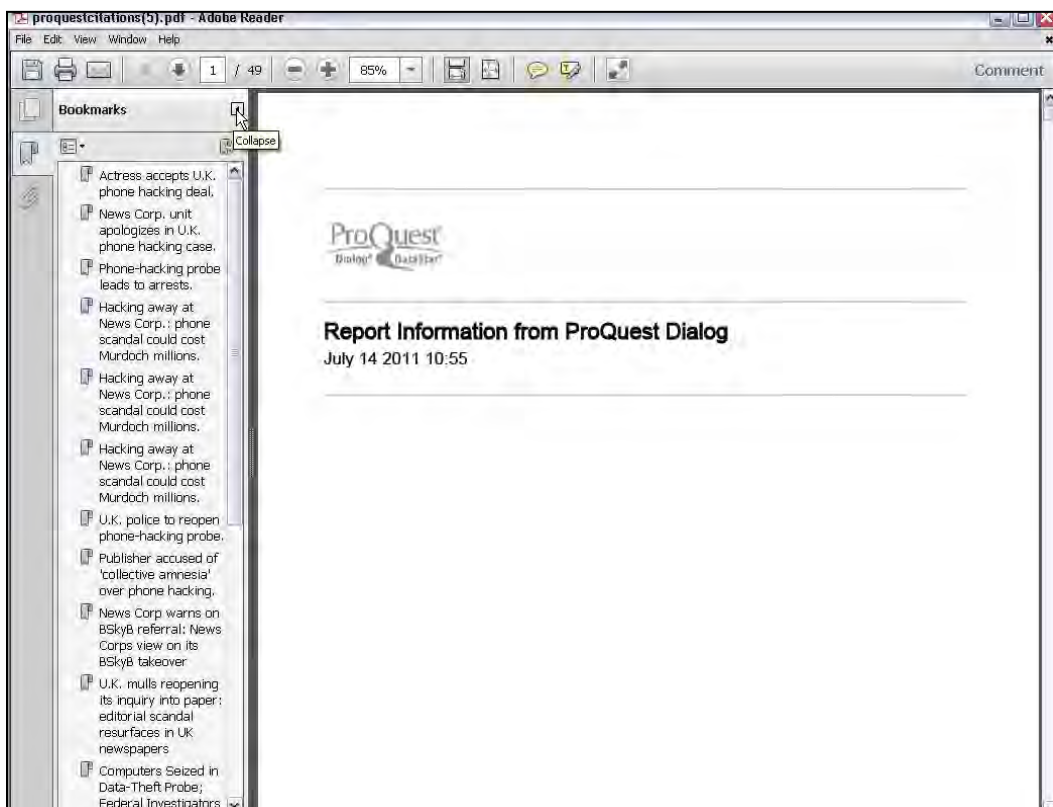
A. You can save the complete citation, the brief citation or the full document with abstract and indexing included. You can also select the citation style needed and the file format available such as HTML, Text (includes no images or styles) or PDF (includes images and styles). Other formats include Rich Text Format, Excel, PowerPoint and Extensible Markup Language (XML).

Note: The “Print” feature allows you to select and see multiple formatted records on a single HTML page. When finished, you can click the “Back to Results items” link on the top of the page to return to the results page, and in the case of a single displayed record, click “Back to document” and then “Back to results” to return to the results page.

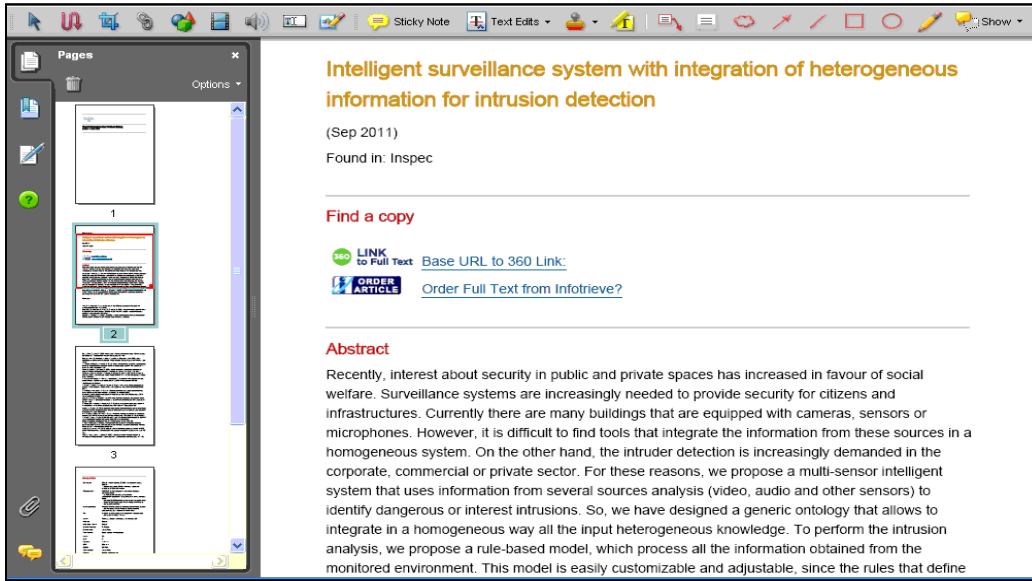
- Save the results to My Research by clicking the Save to My Research icon. You can also manage Alerts, RSS feeds and saved searches through your My Research account and you can track and resend Alerts as needed.
- Print and share results with colleagues via email.



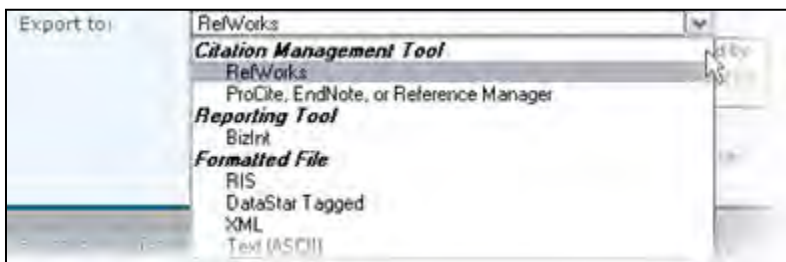
- Use Save as file to store records in HTML, PDF or RTF format to your hard drive. These formats provide a cover sheet and a Table of Contents.



- The cover sheet identifies the source of the file with a standard report title, the time and date that the file was created and our corporate logo. Administrators can add their own logos and text branding for all reports within their organizations.
- Outbound links are also included in the saved records as hard-coded links as provided in the source content.



- You can save files in PDF format in batches.
- **Q. What exporting capabilities does the site have?** Top
- **A.** New export features are available. BizInt Solutions, Inc., a producer of software applications for creating tabular reports, plans to create import filters in the third quarter. The DataStar TAG format has been normalized. If you have a subscription to a content-management service, such as RefWorks, ProCite®, EndNote® or Reference Manager®, you can export a citation using an available link. You can also choose to download a file in text or formatted for bibliographic-management software, which works well for delivery methods such as RIS.



- You can save files in Excel, XLS and other formats from the Export link.

	dateCreated	digitalObjectIdentifier	entryDate	issue	issue number	lan
1 copyright						
2 Copyright 2011 Elsevier B.V. All rights reserved.	2011-05-05	2011226075 Embase-2011226075_S0021967311003463_10_1016/j.chroma.2011.03.011	May 20, 2011	0021	3	ENJ
3 Copyright 2010 Elsevier B.V. All rights reserved.	2010-11-29	2010622174 Embase-2010622174_10_1002/jasc.201000261	Oct 2010	1615-9306	19	ENJ
4 Copyright 2010 Elsevier B.V. All rights reserved.	2010-11-29	2010622173 Embase-2010622173_10_1002/jasc.201000313	Oct 2010	1615-9306	19	ENJ
5 Copyright 2009 Elsevier B.V. All rights reserved.	2009-06-05	2009239079 Embase-2009239079_10_2174/157344263787314918	*2009	1573-4125	1	ENJ
6 Copyright 2011 Elsevier B.V. All rights reserved.	2010-02-08	2009607878 Embase-2009607878_10_1002/jesc.200900358	*2009	1615-9306	18	ENJ
7 Copyright 2009 Elsevier B.V. All rights reserved.	2009-10-28	2009493662 Embase-2009493662_10_1002/jesc.200900112	*2009	1615-9306	14	ENJ
8 Copyright 2009 Elsevier B.V. All rights reserved.	2009-07-20	2009333228 Embase-2009333228_10_1002/jesc.200800712	*2009	1615-9306	9	ENJ
9 Copyright 2009 Elsevier B.V. All rights reserved.	2009-07-20	2009333273 Embase-2009333273_10_1002/jesc.200800725	*2009	1615-9306	10	ENJ
10 Copyright 2009 Elsevier B.V. All rights reserved.	2008-11-25	2008487367 Embase-2008487367_S1570023208003474_10_1016/j.jchromb.2008.05.022	Nov 1, 2008	1570-0232	1	ENJ
11 Copyright 2009 Elsevier B.V. All rights reserved.	2008-11-25	2008487374 Embase-2008487374_S1570023208004418_10_1016/j.jchromb.2008.06.051	Nov 1, 2008	1570-0232	1	ENJ
12 Copyright 2009 Elsevier B.V. All rights reserved.	2008-11-25	2008487392 Embase-2008487392_S1570023208005813_10_1016/j.jchromb.2008.07.050	Nov 1, 2008	1570-0232	1	ENJ
13 Copyright 2009 Elsevier B.V. All rights reserved.	2008-04-14	2008150968 Embase-2008150968_10_1039/b716443b	*2008	0003-2654	4	ENJ
14 Copyright 2009 Elsevier B.V. All rights reserved.	2007-07-06	2007295406 Embase-2007295406_S0021967307006711_10_1016/j.chroma.2007.04.007	Jul 13, 2007	0021-9673	1-2 SPEC. ISS	ENJ
15 Copyright 2009 Elsevier B.V. All rights reserved.	2007-02-07	2007019490 Embase-2007019490_S0021967306022553_10_1016/j.chroma.2006.12.003	Feb 2, 2007	0021-9673	1-2	ENJ
16 Copyright 2007 Elsevier B.V. All rights reserved.	2006-08-09	2006350939 Embase-2006350939_10_1021/ac06006s	Jul 15, 2006	0003-2700	14	ENJ
17 Copyright 2007 Elsevier B.V. All rights reserved.	2006-06-30	2006262671 Embase-2006262671_10_1039/b600155f	*2006	0003-2654	6	ENJ
18 Copyright 2007 Elsevier B.V. All rights reserved.	2006-01-20	2006010544 Embase-2006010544_10_1002/chir.20212	*2006	0899-0042	1	ENJ
19 Copyright 2007 Elsevier B.V. All rights reserved.	2004-07-30	2004286561 Embase-2004286561	Jul 1, 2004	0003-2700	13	ENJ
20 Copyright 2007 Elsevier B.V. All rights reserved.	2006-11-01	2000373846 Embase-2000373846_S0021967300008293_10_1016/S0021-9673(00)00829-3	Nov 17, 2000	0021-9673	2	ENJ
21 Copyright 2007 Elsevier B.V. All rights reserved.	1999-11-06	1999369413 Embase-1999369413_S0021967399009334_10_1016/S0021-9673(99)00933-4	Nov 12, 1999	0021-9673	2	ENJ

Q. What output format can I use as an alternative to WebCharts?

A. It was common for users to select WebCharts so they could convert DataStar content into a spreadsheet format. In ProQuest Dialog you can choose to seamlessly export your content into an Excel spreadsheet. This direct formatting option will provide a nice alternative.

- Outbound links appear in exported records. Hard-coded links as provided in the source content have been available previously, but a recent release sees the addition of application-generated links to services such as link resolvers, based on the resources available to your company, controlled at the administrator level.

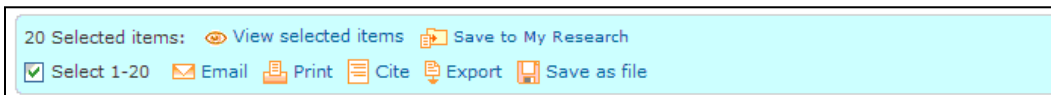
Find a Copy	Search Results
1	http://www.google.com/search?q=&amp;quot;Evaluationofionicliquidstationaryphasesfordimensionalgaschromatography-massspectrometryandcomprehensivetwodimensionalgaschromatographicanalysisoffattyacids&quot;
2	http://www.google.com/search?q=&amp;quot;Characterizationofalixarene-bondedstationaryphases&quot;
3	http://www.google.com/search?q=&amp;quot;SomenelectrostaticstationaryphasesforHPLC&quot;
4	http://www.google.com/search?q=&amp;quot;1,3-Alternatealix[4]arene-bondedstationaryphases:Effectofalixareneskeletonsubstituentsonretentionmechanismandcolumnselectivity&quot;
5	http://www.google.com/search?q=&amp;quot;Doubly-tetheredtertiaryamideincludandionicallybondedlipophilicstationaryphases&quot;
6	http://www.google.com/search?q=&amp;quot;TemperatureandpH-stabilityofcommercialstationaryphases&quot;
7	http://www.google.com/search?q=&amp;quot;ComparisonofnanoselectiveHPLCseparationofstructurallydiversecompoundsnonchiralstationaryphaseswithdifferentionicplanarcoverageanddiastereoselectivity&quot;
8	http://www.google.com/search?q=&amp;quot;Recentprogressesinprotein-basedchiralstationaryphasesforenantioseparationsinliquidchromatography&quot;
9	http://www.google.com/search?q=&amp;quot;Commonapproachesfor efficient method development with immobilized polysaccharide-derived chiral stationary phases&quot;
10	http://www.google.com/search?q=&amp;quot;Comparisonofthefactors that contribute to retention on monolithic polyacrylamide-based chiral stationary phases and macrocyclic glycopeptide chiral stationary phases with the AD&quot;
11	http://www.google.com/search?q=&amp;quot;Fullerene-impregnated ionic liquid stationary phases for gas chromatography&quot;
12	http://www.google.com/search?q=&amp;quot;Preparationofstationaryphasesfor reversed-phase high-performance liquid chromatography using thermal treatments at high temperature&quot;
13	http://www.google.com/search?q=&amp;quot;Solutionparameter models for retention on perfluorinated and fluoroalkylated low-temperature glassy carbon stationary phases in reversed-phase liquid chromatography&quot;
14	http://www.google.com/search?q=&amp;quot;Clickchemistry&amp;quot;:in the preparation of porous polymer-based particulate stationary phases for HPLC separation of peptides and proteins&amp;quot;
15	http://www.google.com/search?q=&amp;quot;Developmentswithanionexchange stationary phases for HPLC-ICP-MS analysis of antimony species&quot;
16	http://www.google.com/search?q=&amp;quot;Chiral separations on polysaccharide stationary phases using polar organic mobile phases&quot;
17	http://www.google.com/search?q=&amp;quot;Characterizing HPLC stationary phases&quot;
18	http://www.google.com/search?q=&amp;quot;Selectivity equivalence of poly(ethylene glycol) stationary phases for gas chromatography&quot;
19	http://www.google.com/search?q=&amp;quot;Chromatographic properties of reversed-phase stationary phases under pressure-and electro-driven conditions&quot;

- To save time when creating saved files, you can export records with citation details in the standard ProQuest style (based largely on MLA & Harvard). For other citation styles, you can choose to append an optional bibliography to your exported file, which lists selected records in the chosen style.
- The „Find a copy’ section is appearing in each exported document regardless of whether a link resolver is set up on the account or not.

- Exporting to XLS format can take some time to generate depending on the number of records and fields selected. For example, 100 records could take up to 45 seconds to generate a file.

Q. Can I print and share my results with colleagues via email?

A. You can perform a number of multiple post-processing functions from the results list and from the document view.

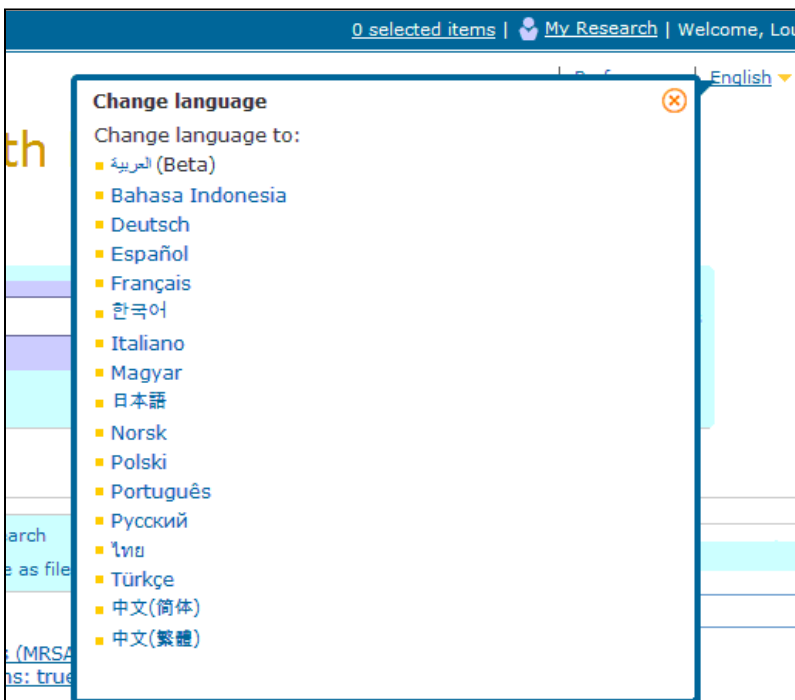


Q. Is there a limit to the number of articles I can check off for emailing?

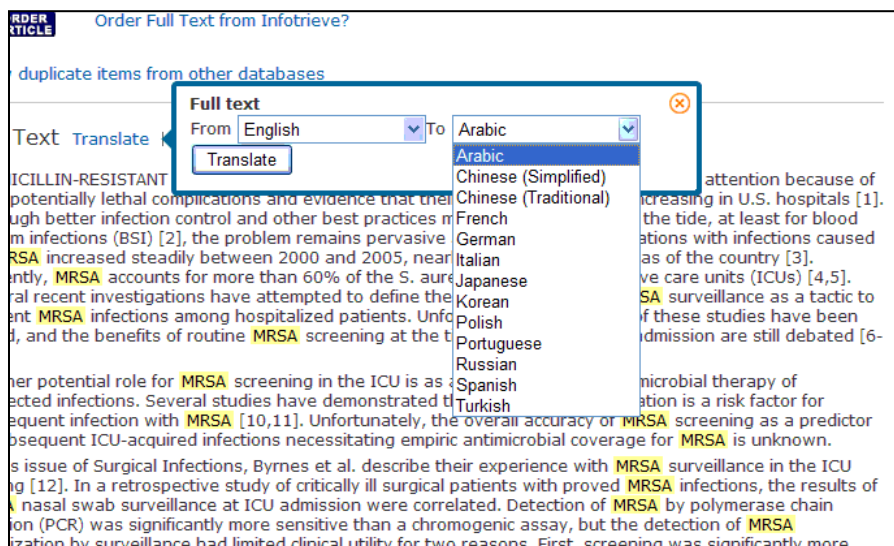
A. The size limit for sharing documents by email is 7MB. If you have a single document that is larger than 7 MB, consider other options besides email.

Q. How many languages are available for translation?

A. You can change the language of the entire site or a specific document. Currently, you can change the language of the interface from English to Spanish, Chinese (Simplified, Traditional), French, German, Hungarian, Indonesian, Italian, Japanese, Korean, Norwegian, Polish, Portuguese, Russian, Thai, Turkish, and soon Arabic.



Currently, documents can be translated “on-the-fly” to the following languages:



Notes:

- ❖ You can only export a document in its original publishing language. However, you can print a document translation or save it as a file.
- ❖ There will be more languages added in future releases.

Q. Can I export translations to RefWorks, ProCite®, EndNote® or Reference Manager?

A. You can only export a document in its original publishing language. However, you can print a document translation or save it as a file.

My Research (MR)

[Top](#)

Q. What is My Research?

A. The My Research area is a collaborative work space that allows you to:

- Store documents and previous searches for future reference
- Organize saved documents into different folders
- Set preferences for search results, citation style, language, duplicate detection and email format
- Create “Shared lists”
- Log in from any location using your My Research account sign-in details
- Create “Widgets” that can be used in HTML pages and corporate collaboration sites



You can also use the My Research area without a user id and password as a temporary storage place where you can view multiple documents and recent searches. However, to take advantage of all the available features, such as managing saved searches, Alerts, RSS feeds, document folders, creating shared lists, annotations and tags, account information and preferences, you will need to establish an account.

Q. How can I control preferences?

A. Preferences that are accessible through My Research are:

- Choose languages
- Change display dates
- Results per page
- Sort order
- Include duplicates
- Citation style
- RefWorks access (login)
- Email format preferences

My Research controls through ProQuest Administrator Module

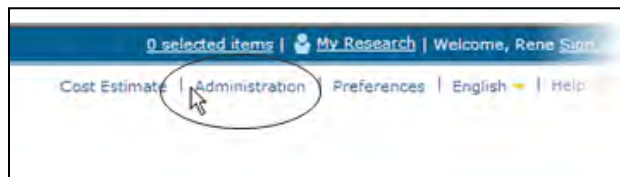
Q. What is the ProQuest Administrator Module?

A. The ProQuest Administrator Model is made available to enterprises as a Web-based tool that gives your organization the ability to authenticate users and establish research permission levels. From the ProQuest Administrator Module you can:

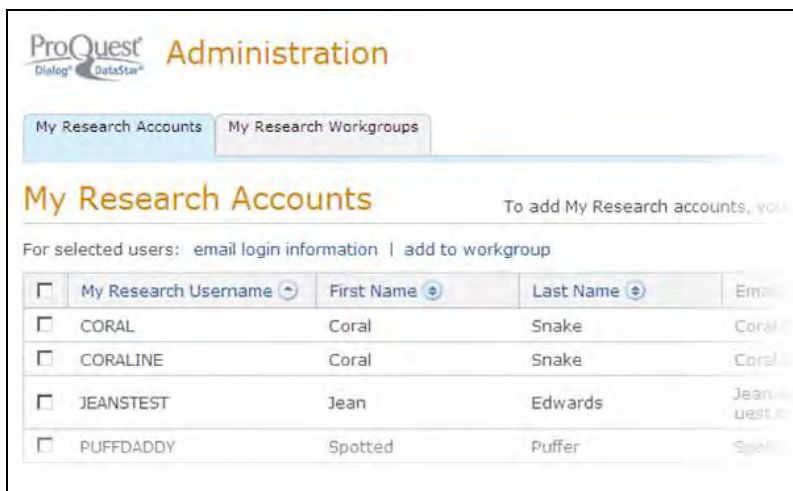
- Change the **User Interface** settings, including branding, logins, URLs and subject areas
- Develop **Usage Reports**, including preparing statistical reports and/or scheduling regular reports
- Set up **Linking In/Out**, links to other resources or link resolvers such as links in from Google Scholar or Pub Med
- Set up **Authentication/Access**, specify and manage the ways your users connect to the ProQuest Dialog platform
- Create a My Research Administrator account for knowledge-management leaders manage searchers and specify content access for specific workgroups.



- My Research Administrators have an Administration link when they log in.



- The Admin user can choose to manage My Research accounts for individuals or workgroups



- The Administrator can create and manage workgroup settings



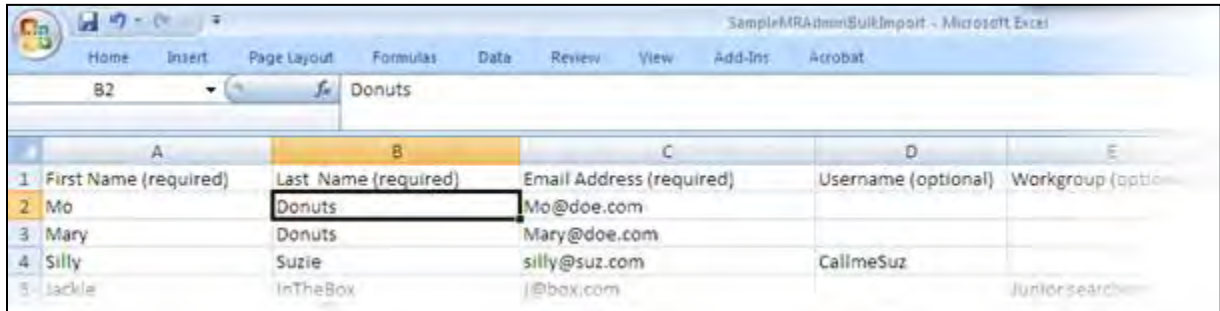
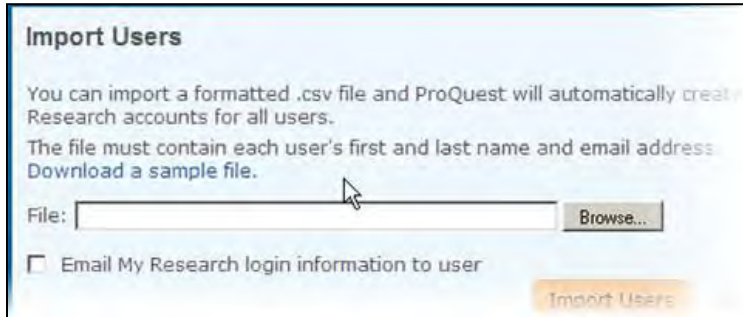
- From a pop-up menu, workgroups allow an Administrator to create a class of settings within My Research accounts



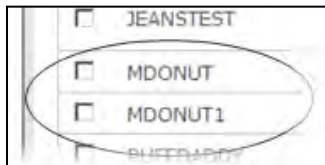
- Administrators can create accounts and send credentials, e.g. login and passwords to those that have access
- Administrators can also assign accounts to specific workgroups



- Administrators can create a single user account or import names from a pre-established list



- The Administrative Module will automatically detect account duplication and create numeric differences as needed



- For contract workers, accounts can be set up to expire



Q. How can I share results with constituents of my enterprise without requiring them to sign into ProQuest Dialog?

A. In PAM, you can set up IP authentication which allow users to share links and view results without login. Users with IP authentication can:

- View link results
- Search
- Use standard post processing features such as print, email, save file as, and export

However, IP users cannot create alerts, RSS feeds, save searches, add items to My Research or use My Research features such as tags and shared list. To have access to these functions, each user will be required to have a My Research account.

Below is additional information about sharing durable links from the article level...

Article Level Link Format:

<http://search.proquest.com/professional/docview/11111111?accountid=XXXXXX>

Durable URLs are located in the Indexing(details) of each article. There are four main components to creating an article level link, domain, document format, document ID, and account ID.

Domain: <http://search.proquest.com/professional/docview/222283151?accountid=XXXXXX>

Each URL must be with the domain highlighted in yellow.

Document format:

<http://search.proquest.com/professional/docview/222283151?accountid=XXXXXX>

The docview format type takes you to the best format available. If you wish to specify a format type you can use the following types.

- abstract
- fulltext
- fulltextwithgraphics
- fulltextPDF

Document ID:

<http://search.proquest.com/professionan/docview/222283151?accountid=XXXXXX>

Each article has a unique document ID. You can locate this ID in the Indexing(details) of the article.

Account ID: <http://search.proquest.com/professional/docview/222283151?accountid=XXXXXX>

This is your ProQuest Dialog account ID. Placing this at the end of the URL will help direct users to your specified remote access method.

Q. What is a Shared list?

A. Shared list is a knowledge-management feature that allows you to create an organized set of selected results for any specific topic and identify them as favorites. The Shared list can be set for private or public viewing. Group access will be available within the company or institution later this year. You can add annotations and tags to the results of these lists, which can then be searched for total recall. Lists are stored, organized and deleted within the folders created in My Research.

Q. As a My Research Administrator, when I set an account to expire on a specific day, what time will the expiration take affect?

A. My Research Administration account expiration requests apply as of midnight EST, each day.

Q. Can I add comments or tags to my research?

A. Annotating & Tagging is another knowledge-management service that enables you to add comments and keywords to your results. The selected content can be easily stored and identified for personal research and shared with colleagues via email or through **Shared list**. In addition, tags are searchable, which makes it a convenient way for companies to group large sets of content for easy recall.

Q. What is a Widget and how can I use it?

A. A Widget allows you to create and display ProQuest Dialog search forms from any standard HTML page such as your Intranet or SharePoint. Code is provided for Widgets so that you can customize fields, colors, size, and more.



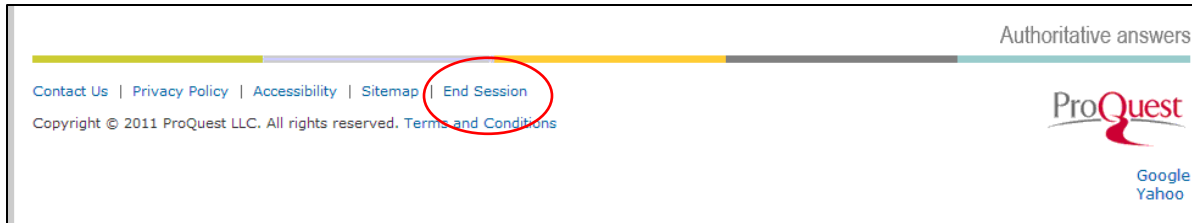
The screenshot displays the 'Create widget' interface. At the top, the title 'Create widget' is shown in orange. Below it, there are two tabs: 'Widget Preview' (selected) and 'Get Widget'. The main area shows a preview of a search widget with a heading 'Heading', a search input field with a magnifying glass icon, and search tips: 'Search tips: Use "quotation marks" to search for exact phrases, separate terms with OR to find any of the words entered.' Below the search field is the ProQuest logo with the text 'Powered by ProQuest'. At the bottom, there are two tabs: 'Widget layout' (selected) and 'Widget setup'. Under 'Widget layout', there are links for 'Style & themes', 'Heading, text & tips', and 'Size'. A 'Styles' section is partially visible with a minus sign icon. A footer note says 'Click on the style to select it. Click on the information icon'.

Logging off

[Top](#)

Q. How do I logoff?

A. To logoff, use the “End Session” link that is on the bottom navigation bar shown below.



The logoff will be enhanced in future releases to include complete search history, charges, project tracking (aka, subaccount) information, along with printing, saving and exporting functions for recall.

Questions & Feedback

Q. Whom should I contact if I do not see an answer to my question(s)?

A. We anticipate that you will have a learning curve as you get used to all the new features of the new service and we would like to identify each issue so that we can help you as quickly as possible. If you do not see an answer to a question you have encountered while performing your searches, please feel free to send comments and questions to customer@dialog.com or visit the “Training & Support” link from the [ProQuest Dialog Customer Support page](#).

