

ProQuest Dialog™ Quick Reference Guide

The ProQuest Dialog™ platform presents authoritative research sources in industry subject areas to enhance the content needs of scientists and researchers in a wide range of R&D driven organizations. It brings together sources for engineers, healthcare professionals, scientists, chemists, food technologists, government analysts, prior art specialists, and telecommunications and computer designers. Industries include Aerospace & Defense, Automotive, Chemistry, Diagnostics & Medical Devices, Energy & Environment, Engineering & Technology, Food & Agriculture, Healthcare, Pharmaceutical & Biomedical and Telecommunications & Computing.

Step 1: Log on

From the Customer Information site, www.dialog.com/proquestdialog click [ProQuest Dialog Login »](#). Alternatively, go to <http://search.proquest.com/professional>. Enter your Username and password in the labeled input boxes. Click the Log-in button. You can check the “Remember me” box.

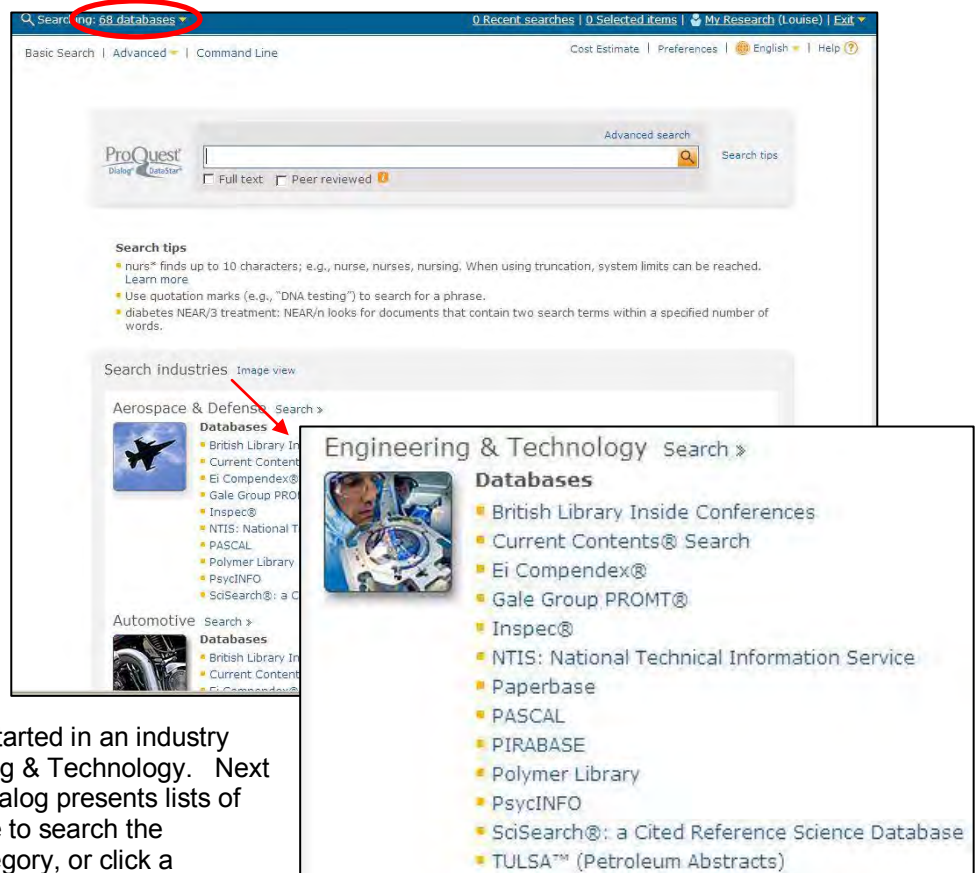
Step 2: Choose an industry subject or individual databases you wish to search.

The first screen shows a List view of industries and databases.

Browse the industries and databases, or click Image view to see a broad view of industry icons.

You can also click **Databases** at the top of the screen to glance through databases by name or by industry and select database(s) to search.

From the opening screen you can click an icon to get started in an industry grouping. Choose Engineering & Technology. Next to subject icons, ProQuest Dialog presents lists of files. Click the industry name to search the databases in an industry category, or click a database name to search a single file.



Step 3: Search for information using **Basic search**.

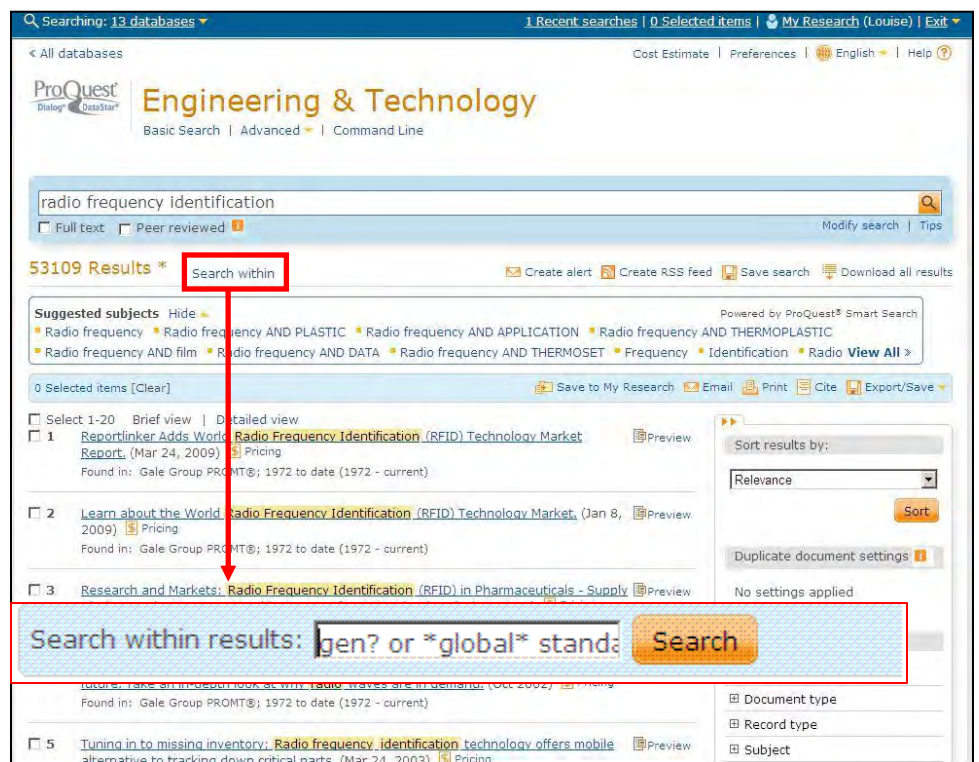
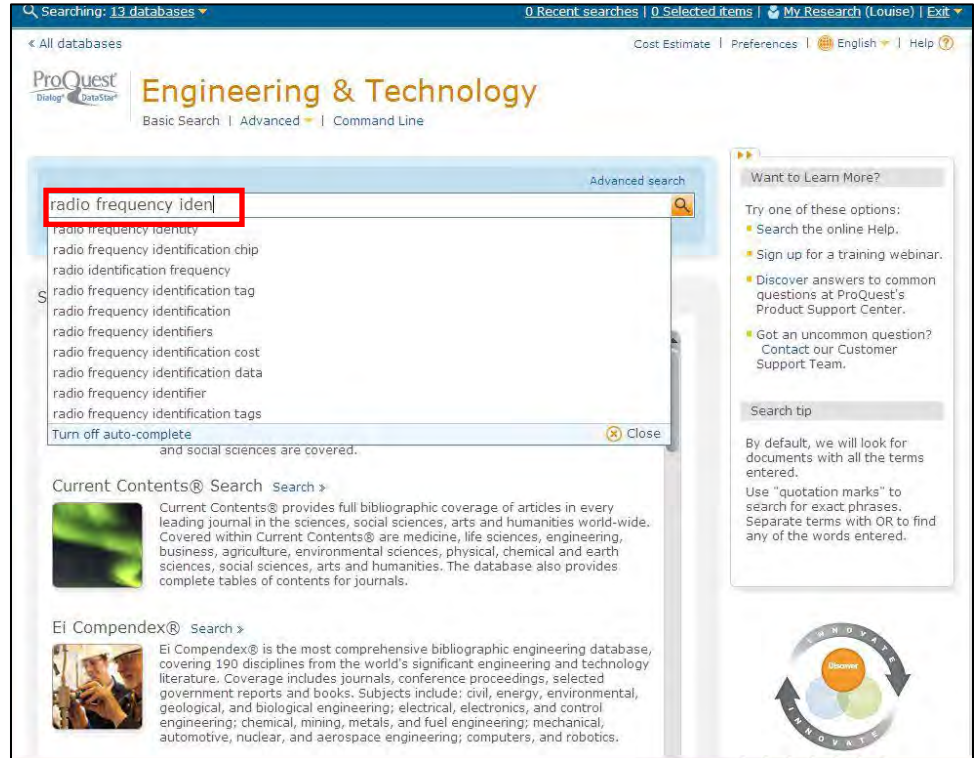
Enter search terms, either words or phrases in the **Search box**, e.g. radio frequency identification. ProQuest Dialog suggests terms when you start typing. Note that you can turn off auto-complete.

Search tip

- For multiple words, **AND** is assumed
- Enter exact phrases with quotation marks
- Right, internal and left-hand truncation are available, e.g. *b*sis for basis, fibrosis, asbestosis, etc.
- The question mark stands in for one character.

Step 4: ProQuest Dialog reports the number of records that fit the search criteria on the **Results** page. You can **Search within** the results set to refine your search.

Click Search within. Enter terms, such as gen? or *global* standard.

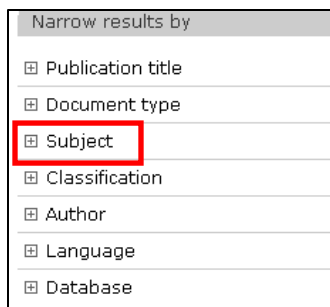
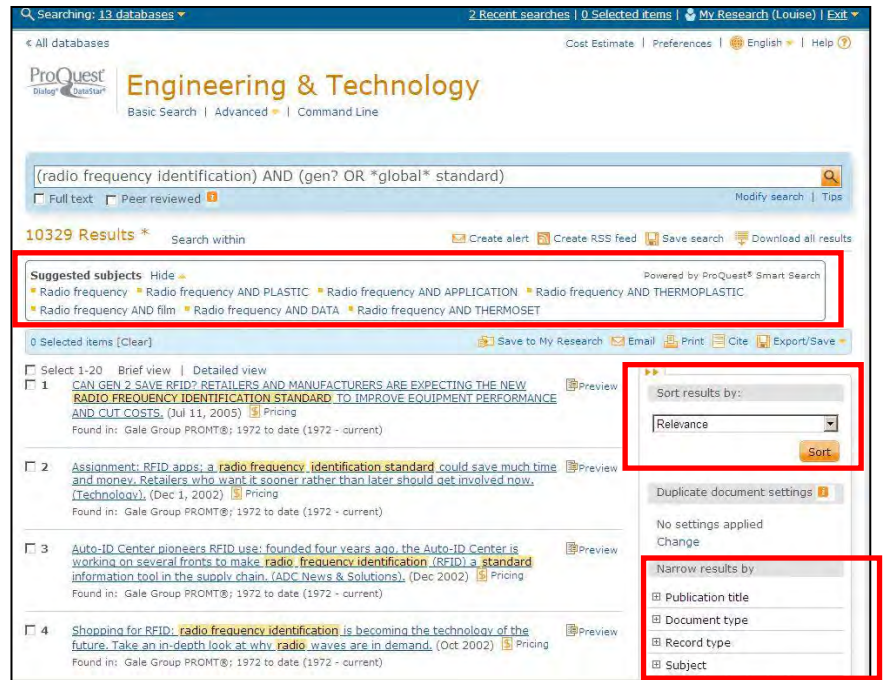


New results return. Scroll down to browse titles. Notice **Suggested subjects** from ProQuest® Smart Search available from certain databases. You can click on any of these topics if you wish, or make note of words that might help you in your search on the topic.

Records are sorted by relevance. Choose other sort options with the pull-down menu to the right

On the right panel, see options to “Narrow results by” Publication title, Document type, Subject, Classification, Author, Language and more.

Click the plus sign next to **Subject** and press **More options**.



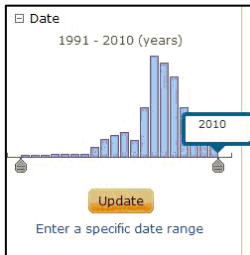
In the pop-up box, check boxes for terms you wish to include, such as radio frequency or rfid, or exclude.

Then click **Apply**.

Subject			
Include	Exclude	Subject	Count
<input type="checkbox"/>	<input type="checkbox"/>	business	5430
<input type="checkbox"/>	<input type="checkbox"/>	business, international	2284
<input checked="" type="checkbox"/>	<input type="checkbox"/>	radio frequency identification (rfid)	2262
<input checked="" type="checkbox"/>	<input type="checkbox"/>	radio frequency identification	1942
<input checked="" type="checkbox"/>	<input type="checkbox"/>	rfid equipment	1754
<input type="checkbox"/>	<input type="checkbox"/>	electrical and electronic engineering	1354
<input type="checkbox"/>	<input type="checkbox"/>	news, opinion and commentary	1285
<input checked="" type="checkbox"/>	<input type="checkbox"/>	radiofrequency identification	673
<input type="checkbox"/>	<input type="checkbox"/>	packaging	611
<input type="checkbox"/>	<input type="checkbox"/>	13891 7480 16603 13827	547
<input type="checkbox"/>	<input type="checkbox"/>	technology application	542
<input type="checkbox"/>	<input type="checkbox"/>	computers and office automation industries	533
<input type="checkbox"/>	<input type="checkbox"/>	computer software industry	524
<input type="checkbox"/>	<input type="checkbox"/>	software industry	524
<input type="checkbox"/>	<input type="checkbox"/>	business, general	486
<input checked="" type="checkbox"/>	<input type="checkbox"/>	rfid	441
<input type="checkbox"/>	<input type="checkbox"/>	computer peripherals industry	430
<input type="checkbox"/>	<input type="checkbox"/>	radio frequency	430
<input type="checkbox"/>	<input type="checkbox"/>	computers	406
<input type="checkbox"/>	<input type="checkbox"/>	smart label	353
<input type="checkbox"/>	<input type="checkbox"/>	smart packaging	352
<input type="checkbox"/>	<input type="checkbox"/>	intelligent packaging	349
<input type="checkbox"/>	<input type="checkbox"/>	computing and control	347
<input type="checkbox"/>	<input type="checkbox"/>	telecommunications industry	342

Results return showing the **Subject** terms you applied to narrow your search.

You can use the **Date slider** to control range of publication years or months, or click the link to enter a specific date range.



Narrowed by

Subject: [Clear Subject] radio frequency identification (rfid) OR radio frequency identification OR rfid equipment OR radiofrequency identification OR rfid

- CAN GEN 2 SAVE RFID? RETAILERS AND MANUFACTURERS ARE EXPECTING THE NEW RADIO FREQUENCY IDENTIFICATION STANDARD TO IMPROVE EQUIPMENT PERFORMANCE AND CUT COSTS.** (Jul 11, 2005) Pricing
Found in: Gale Group PROMT@; 1972 to date (1972 - current)
- Assignment: RFID apps; a radio frequency identification standard could save much time and money. Retailers who want it sooner rather than later should get involved now.** (Technology). (Dec 1, 2002) Pricing
Found in: Gale Group PROMT@; 1972 to date (1972 - current)
- Auto-ID Center pioneers RFID use; founded four years ago, the Auto-ID Center is working on several fronts to make radio frequency identification (RFID) a standard information tool in the supply chain.** (ADC News & Solutions). (Dec 2002) Pricing
Found in: Gale Group PROMT@; 1972 to date (1972 - current)
- Shopping for RFID: radio frequency identification is becoming the technology of the future. Take an in-depth look at why radio waves are in demand.** (Oct 2002) Pricing
Found in: Gale Group PROMT@; 1972 to date (1972 - current)
- RFID finds its place; for years, radio frequency identification technology has remained a niche market. But with costs coming down, the supply chain may become a big market for RFID tags.** (Wireless Technology). (Jun 15, 2003) Pricing
Found in: Gale Group PROMT@; 1972 to date (1972 - current)
- Tuning in to missing inventory: Radio frequency identification technology offers mobile alternative to tracking down critical parts.** (Mar 24, 2003) Pricing
Found in: Gale Group PROMT@; 1972 to date (1972 - current)
- RFID Advances Worldwide: There are so many radio frequency identification developments at any given time, it's hard to keep track.** (Mar 7, 2005) Pricing
Found in: Gale Group PROMT@; 1972 to date (1972 - current)
- Radio frequency identification: RFID equipment will be on display in a special RFID Pavilion at Pack Expo Las Vegas.** (Sep 2005) Pricing
Found in: Gale Group PROMT@; 1972 to date (1972 - current)
- With RFID, drugs go their own way; the pharmaceutical industry is unique in its demands on radio frequency identification.** (Aug 2005) Pricing
Found in: Gale Group PROMT@; 1972 to date (1972 - current)

Relevance [Sort]

Duplicate document settings [Change]

No settings applied

Narrow results by

- Publication title
- Document type
- Record type
- Subject [Clear]
 - radio frequency identification (rfid) (2262)
 - radio frequency identification (1942)
 - rfid equipment (1754)
 - radiofrequency identification (673)
 - rfid (441)
- Classification
- Author
- Language
- Database
- Date
 - 1998 - 2012 (years)

[Update]

Step 5: Duplicate detection Order of preference: you can customize duplicate detection, choosing which database you prefer to retain the unique records.

Click **Change** under **Duplicate document settings**.

< All databases Cost Estimate | Preferences | English | Help

ProQuest Engineering & Technology
Basic Search | Advanced | Command Line

(radio frequency identification) AND (gen? OR *global* standard)

Full text Peer reviewed

3279 Results * Search within Create alert Create RSS feed Save search Download all results

Suggested subjects Hide

- Radio frequency
- Radio frequency AND PLASTIC
- Radio frequency AND APPLICATION
- Radio frequency AND THERMOPLASTIC
- Radio frequency AND film
- Radio frequency AND DATA
- Radio frequency AND THERMOSET

0 Selected items [Clear] Save to My Research Email Print Cite Export/Save

Select 1-20 Brief view Detailed view

Narrowed by

Subject: [Clear Subject] radio frequency identification (rfid) OR radio frequency identification OR rfid equipment OR radiofrequency identification OR rfid

- CAN GEN 2 SAVE RFID? RETAILERS AND MANUFACTURERS ARE EXPECTING THE NEW RADIO FREQUENCY IDENTIFICATION STANDARD TO IMPROVE EQUIPMENT PERFORMANCE AND CUT COSTS.** (Jul 11, 2005) Pricing
Found in: Gale Group PROMT@; 1972 to date (1972 - current)
- Assignment: RFID apps; a radio frequency identification standard could save much time and money. Retailers who want it sooner rather than later should get involved now.** (Technology). (Dec 1, 2002) Pricing
Found in: Gale Group PROMT@; 1972 to date (1972 - current)
- Auto-ID Center pioneers RFID use; founded four years ago, the Auto-ID Center is working on several fronts to make radio frequency identification (RFID) a standard information tool in the supply chain.** (ADC News & Solutions). (Dec 2002) Pricing
Found in: Gale Group PROMT@; 1972 to date (1972 - current)
- Shopping for RFID: radio frequency identification is becoming the technology of the future. Take an in-depth look at why radio waves are in demand.** (Oct 2002) Pricing
Found in: Gale Group PROMT@; 1972 to date (1972 - current)
- RFID finds its place; for years, radio frequency identification technology has remained a** [Preview]

Sort results by: Relevance [Sort]

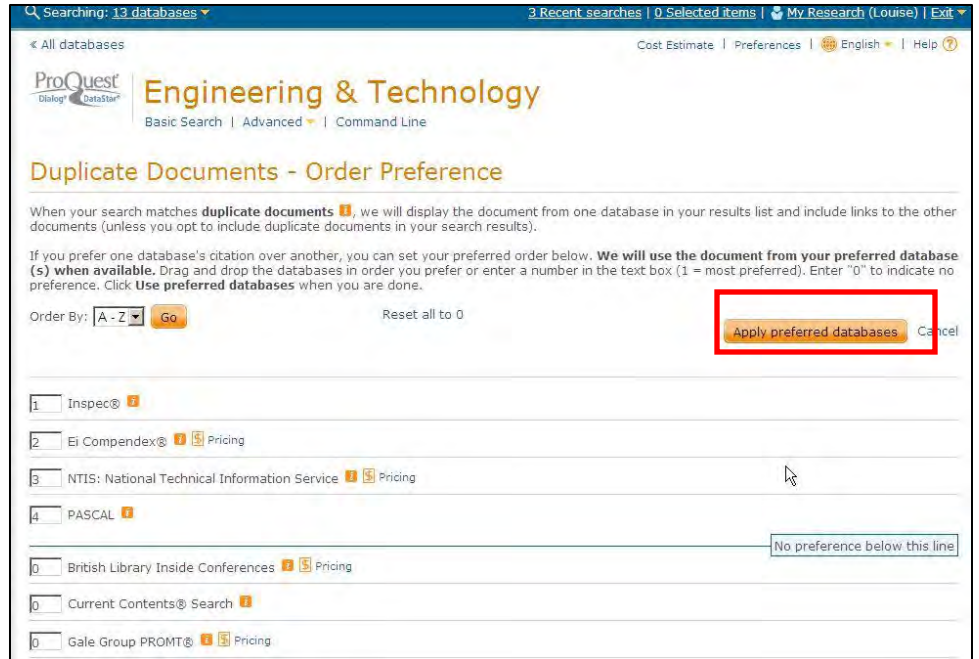
Duplicate document settings [Change]

No settings applied

Narrow results by

- Publication title
- Document type
- Record type
- Subject [Clear]
 - radio frequency identification (rfid) (2262)
 - radio frequency identification (1942)
 - rfid equipment (1754)

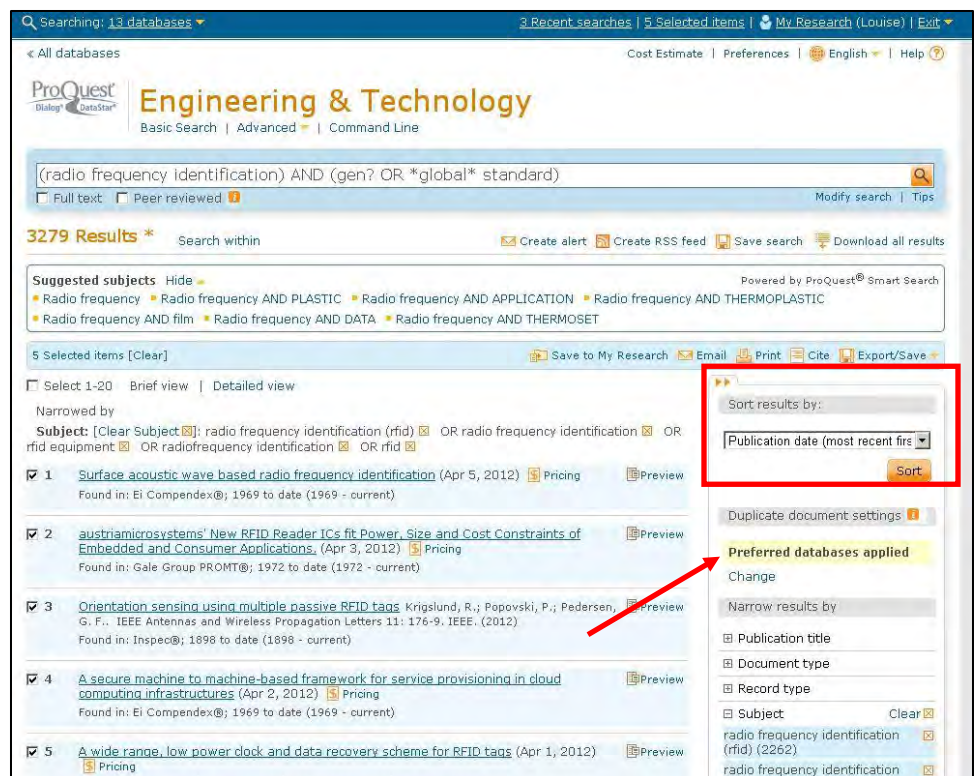
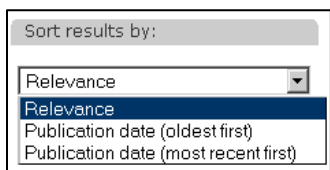
In the Duplicate Documents – Order Preference screen, enter your preferred database order. 1 equals most preferred. Press **Apply preferred databases**.



Step 6: View records

The preferred database settings have been applied.

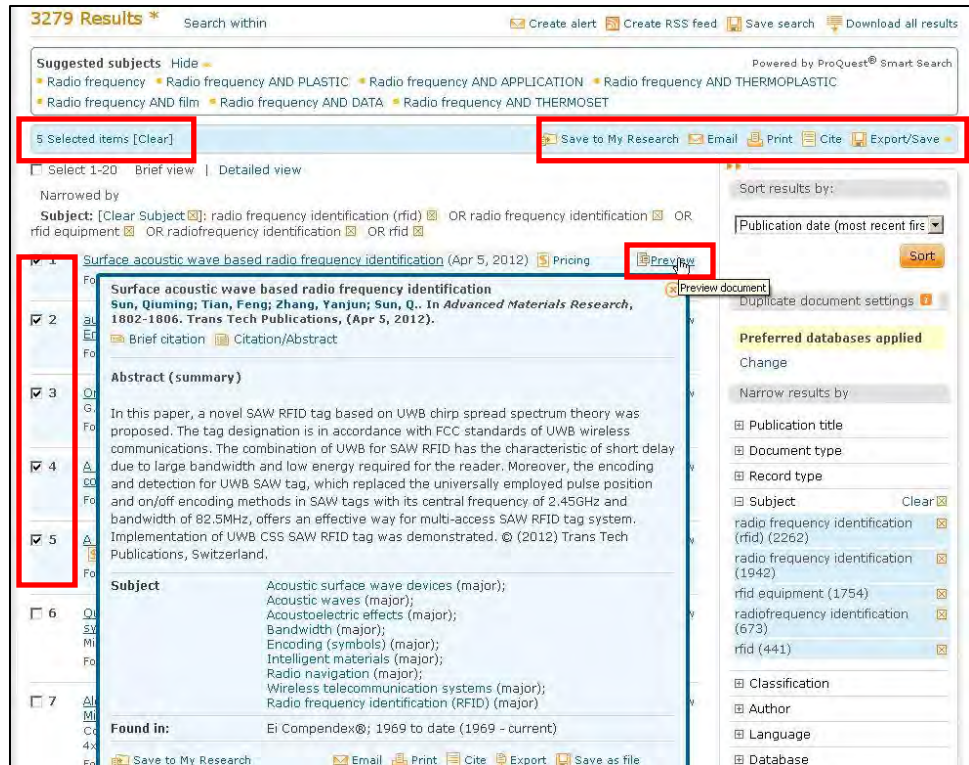
Records are sorted by relevance by default. In the Sort results by pull-down, you can choose Publication date (most recent first).



Browse records. Hover over the Preview button next to a title to see a free display. Select the records you wish to keep during the session to view, download, print or email.

Step 7: View selected records, and email, print, export or save selected records. Save the search strategy if desired. Click the **Save Search** icon and follow the prompts.

To save a strategy you must have a **My Research** account, which is automatically assigned to you with your ProQuest Dialog User name and password.

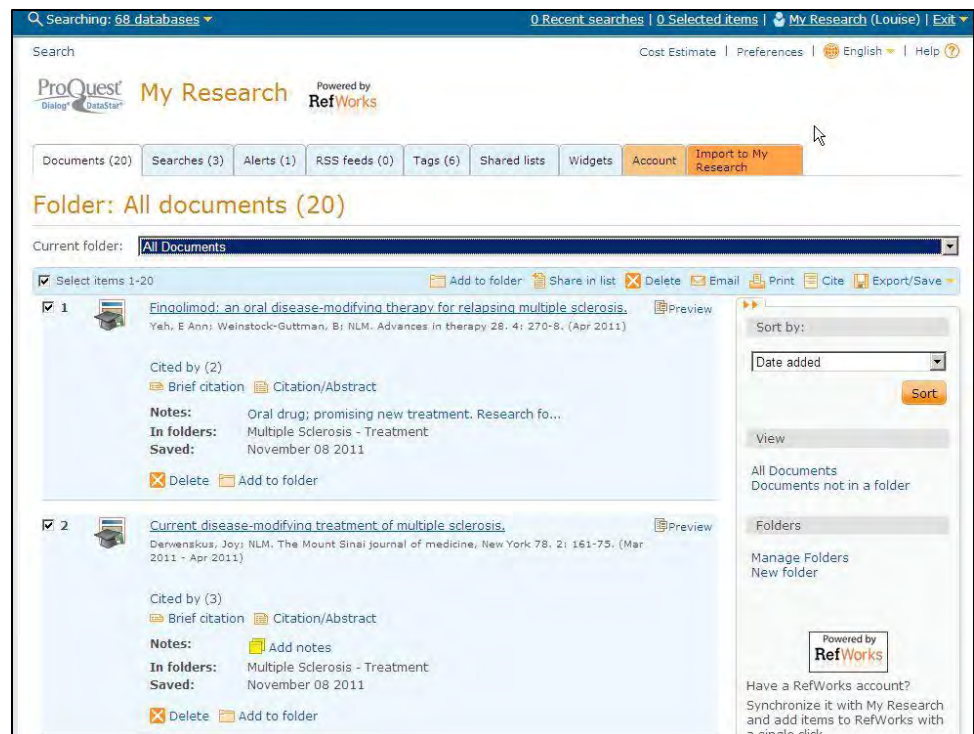


My Research

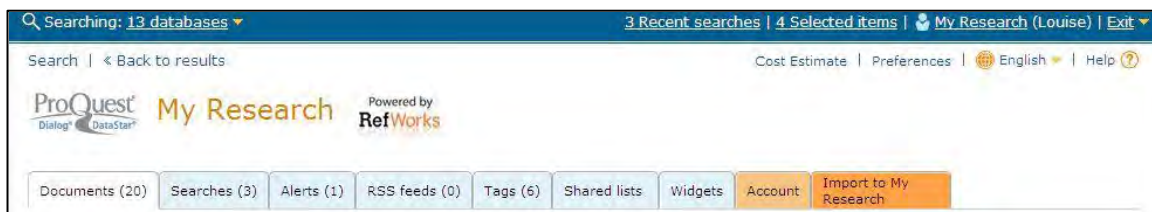


To get to My Research, click My Research at the top right of any page.

My Research is your personal workspace. It displays stored records that you have saved to My Research. You can move these records into folders, export to RefWorks or an RIS file format, or delete.



My Research lets you store records, manage data, view saved searches, RSS feeds and Alerts and oversee your own indexing system called tags.



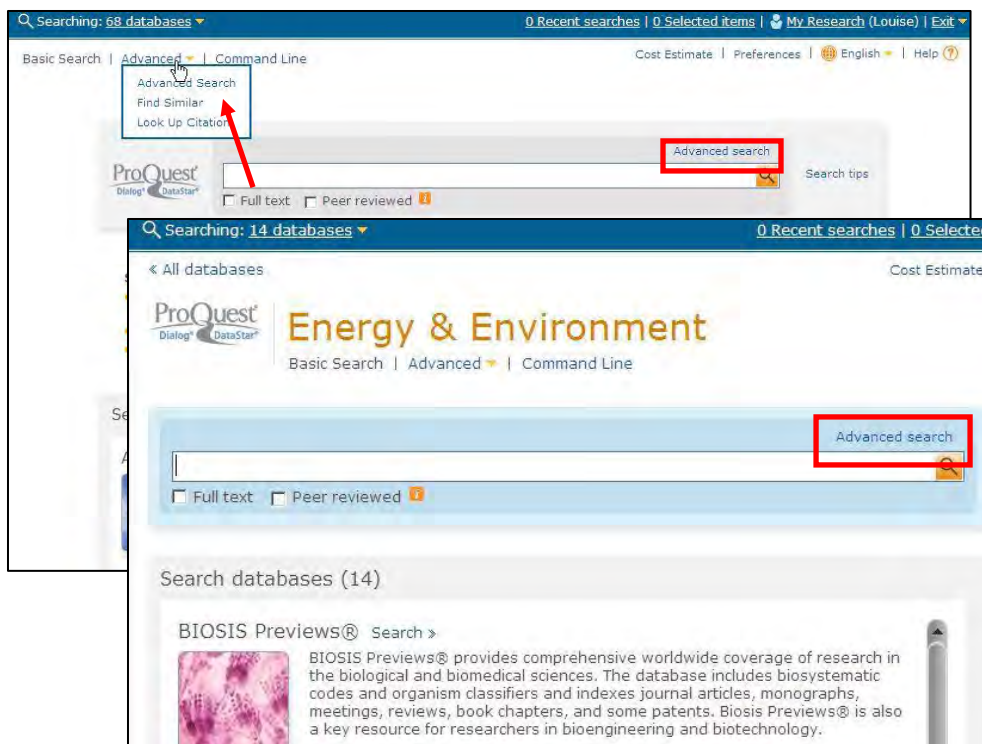
Use the tabs to navigate in My Research to view

- Stored documents
- Saved searches
- Alerts
- RSS feeds
- Tags
- Account information

Advanced Search:

Step 1: From the opening screen, click **Advanced** at the top left or above the query box. This puts you in Advanced search in all the available databases.

Alternatively, pick a database or an industry and click **Advanced Search**. Other search forms include Command Line and Look Up Citation.

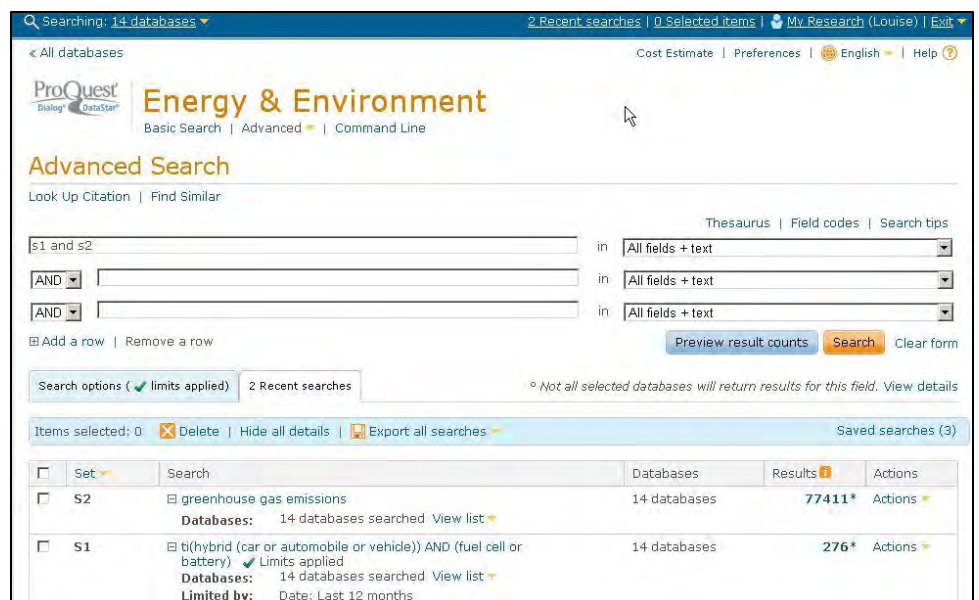
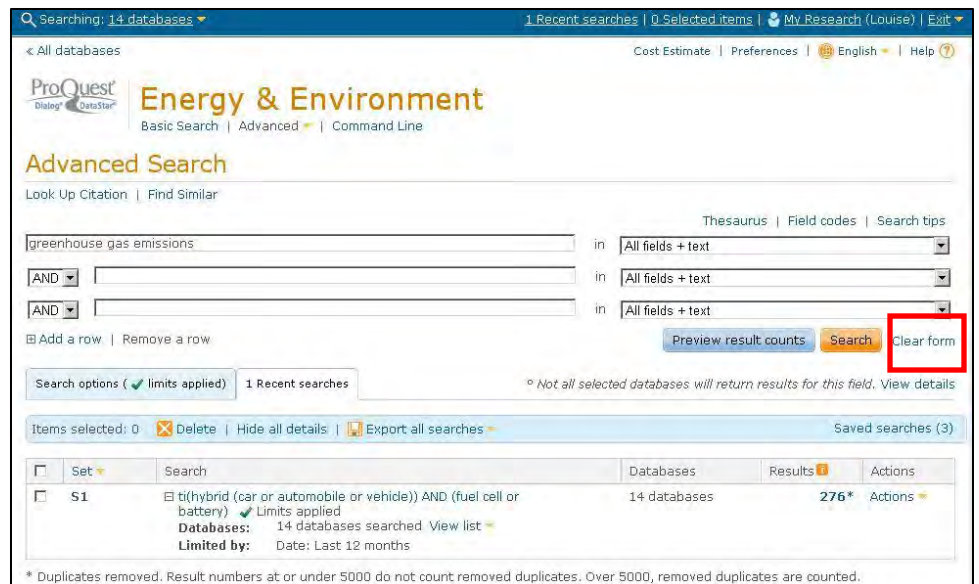
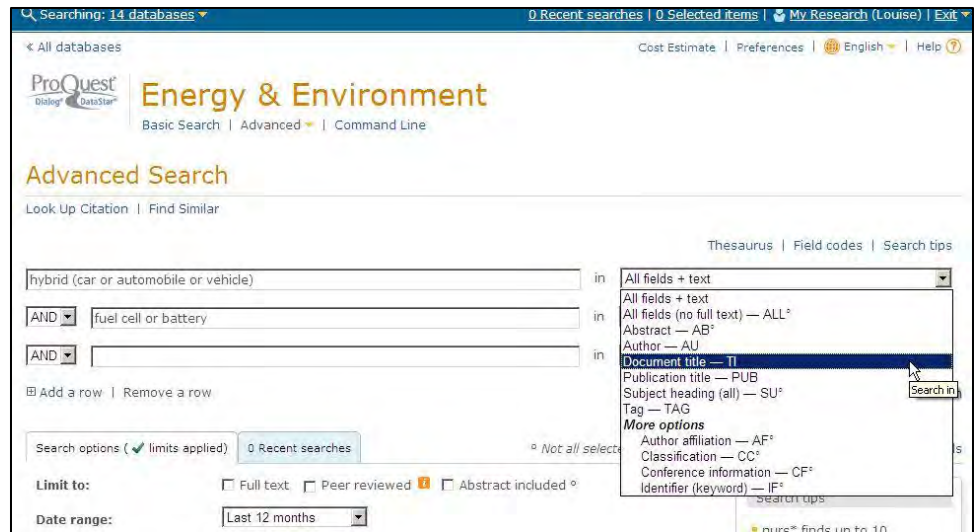


Step 2: Enter search terms using query boxes. Fields are available in drop-lists. Use **Limit** options and check boxes to qualify retrieval. **Press Preview result counts**.

Preview result counts

This creates Set 1 (S1), which appears under the Recent Searches tab below the query boxes. **Clear the form** and enter additional concepts as a separate search statement; then press Preview result counts. This will produce Set 2,

Set 2 (S2) appears under the Recent Searches tab. Now, combine the concepts in Set 1 with the concepts in Set 2. Then press **Search** to proceed to view results.



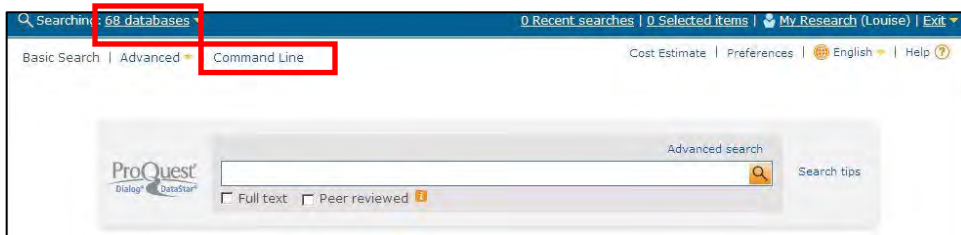
Results display. Follow procedures, such as Previewing and Selecting records, emailing, printing or exporting/saving records or downloading all results.

You can save the search strategy if you wish, or create an Alert or RSS feed.

Next: Command Line Search

Command Line Search:

Click **Advanced** and then **Command Line** from the top left of the opening screen. This puts you into Command Line Search using all of the available databases. To choose specific databases, tap databases at the top of the screen or tap an industry icon and then link to Command Line.



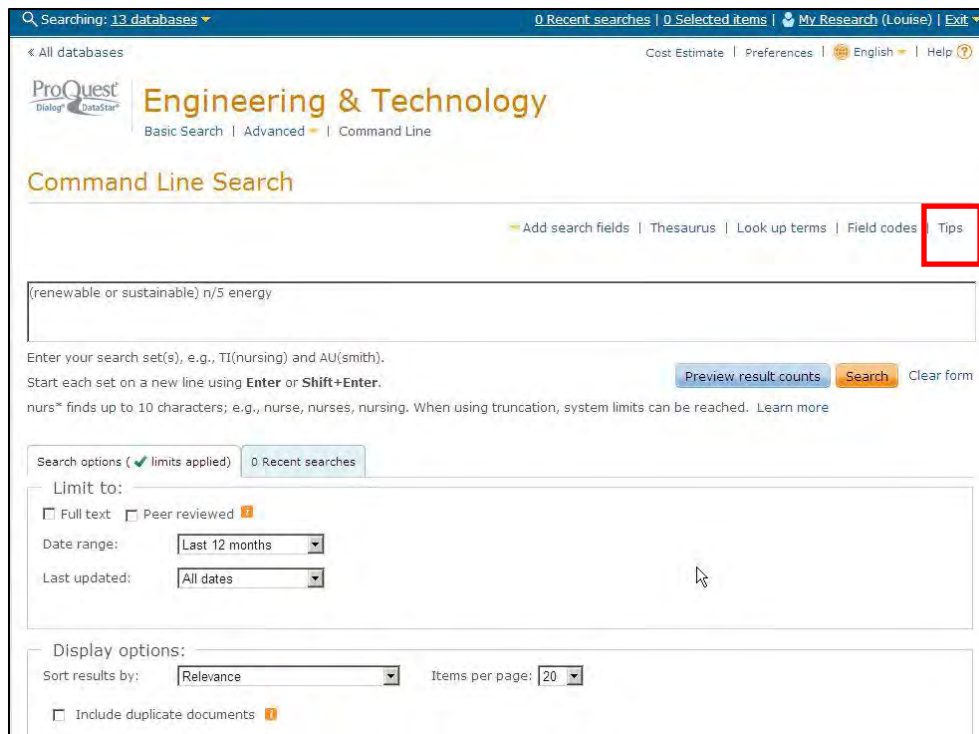
Step 1: Enter a search statement in the query box.

For this statement you will use the proximity connector N for Near. Click **Tips** to view **operators** in ProQuest Dialog.

PRE/n or **P/n** looks for terms in exact order within so many words.

NEAR/n or **N/n** looks for terms in either order within so many words.

Press **Preview result counts**.



Step 2: Set 1 appears below the query box under the Recent searches tab. It shows how many records contained the specified terms and provides a drop-list of actions you can perform.

Clear the search form and enter the next search statement in the query box.

Press Preview result counts.

Searching: 13 databases | 1 Recent searches | 0 Selected items | My Research (Louise) | Exit

Engineering & Technology
Basic Search | Advanced | Command Line

Command Line Search

(flexible or alternative) n/5 fuel n/5 (car or automobile or truck or vehicle)

Enter your search set(s), e.g., TI(nursing) and AU(smith).
Start each set on a new line using **Enter** or **Shift+Enter**.
nurs* finds up to 10 characters; e.g., nurse, nurses, nursing. When using truncation, system limits can be reached. Learn more

Preview result counts Search **Clear form**

Search options (limits applied) 1 Recent searches

Items selected: 0 Delete Hide all details Export all searches Saved searches (3)

<input type="checkbox"/>	Set	Search	Databases	Results	Actions
<input type="checkbox"/>	S1	(renewable or sustainable) near/5 energy Limits applied Databases: 13 databases searched View list Limited by: Date: Last 12 months	13 databases	35311*	Actions

* Duplicates removed. Result numbers at or under 5000 do not count removed duplicates. Over 5000, removed duplicates are counted.

Back to top

Step 3: Set 2 appears under the Recent tab along with Set 1. Clear the search form and enter the next search statement.

To qualify to field(s) enter the field code(s) followed by search terms enclosed in parentheses. For example, ti,su,if(ethanol or soy or corn or sugar).

For help with field codes, click **Field codes**. The help screen provides lists of field names and field codes and gives examples of how to enter the syntax.

Press Preview result counts.

Searching: 13 databases | 2 Recent searches | 0 Selected items | My Research (Louise) | Exit

Engineering & Technology
Basic Search | Advanced | Command Line

Command Line Search

ti,su,if(ethanol or soy or corn or sugar)

Enter your search set(s), e.g., TI(nursing) and AU(smith).
Start each set on a new line using **Enter** or **Shift+Enter**.
nurs* finds up to 10 characters; e.g., nurse, nurses, nursing. When using truncation, system limits can be reached. Learn more

Preview result counts Search Clear form

Search options (limits applied) 2 Recent searches

Items selected: 0 Delete Hide all details Export all searches Saved searches (3)

<input type="checkbox"/>	Set	Search	Databases	Results	Actions
<input type="checkbox"/>	S2	(flexible or alternative) near/5 fuel near/5 (car or automobile or truck or vehicle) Limits applied Databases: 13 databases searched View list Limited by: Date: Last 12 months	13 databases	482*	Actions
<input type="checkbox"/>	S1	(renewable or sustainable) near/5 energy Limits applied Databases: 13 databases searched View list Limited by: Date: Last 12 months	13 databases	35311*	Actions

* Duplicates removed. Result numbers at or under 5000 do not count removed duplicates. Over 5000, removed duplicates are counted.

Step 4: Set 3 appears with a results count. Now analyze the search sets and think in terms of combining concepts.

Clear the search form and combine the concepts in Sets 2 and 3. Enter s2 and s3 and press **Search** to see results and view titles.

The screenshot shows the ProQuest Engineering & Technology search interface. At the top, it says "Searching: 13 databases". Below the search bar, there are three search sets listed:

Set	Search	Databases	Results	Actions
S3	ti,su,if(ethanol or soy or corn or sugar) Limits applied Databases: 13 databases searched View list Limited by: Date: Last 12 months	13 databases	40922*	Actions
S2	(flexible or alternative) near/5 fuel near/5 (car or automobile or truck or vehicle) Limits applied Databases: 13 databases searched View list Limited by: Date: Last 12 months	13 databases	482*	Actions
S1	(renewable or sustainable) near/5 energy Limits applied Databases: 13 databases searched View list Limited by: Date: Last 12 months	13 databases	35311*	Actions

The search bar contains "s2 and s3". The "Search" button is highlighted with a red box.

Step 5: Results appear where you can browse titles, Select records to view, Proceed with previewing, viewing titles, email, print, cite, export, save as file, view or save to My Research. You can Download all results if you wish, or continue searching using Search within, and Narrow results by facets.

The screenshot shows the ProQuest Engineering & Technology search interface with results for "s2 and s3". It displays 23 results. The first four results are shown:

- 1** [A study of Brazilian and American alternatives to reduce the emission of CO₂ by the automotive fleet](#) (Dec 1, 2011) Pricing
Found in: Ei Compendex®; 1969 to date (1969 - current)
- 2** [Impacts of ethanol fuel level on emissions of regulated and unregulated pollutants from a fleet of gasoline light-duty vehicles](#) (Mar 1, 2012) Pricing
Found in: Ei Compendex®; 1969 to date (1969 - current)
- 3** [New Stripes Convenience Store Location is First in Corpus Christi Area to Offer E85 Ethanol Fuel](#), (Aug 19, 2011) Pricing
Found in: Gale Group PROMT®; 1972 to date (1972 - current)
- 4** [Chrysler Group LLC and ZeaChem Inc. Announce Memorandum of Understanding to Speed Production and Use of Advanced Cellulosic Ethanol](#), (Aug 15, 2011) Pricing
Found in: Gale Group PROMT®; 1972 to date (1972 - current)

The interface also shows options for "Sort results by: Relevance" and "Narrow results by: Publication title, Document type".

Contact ProQuest Dialog
U.S. & Canada: 800 334 2564

Outside U.S. & Canada: 00 800 333 42564
Email: customer@dialog.com